

25²⁰

GENERAL
CATALOGUE

HOKKAIIDO

Experience makes technology

hokkaido.it



GENERAL CATALOGUE HOKKAIDO **2025**

Hokkaido, a leading brand in the air conditioning market in Italy and Europe, stands out for its ability to support every supply request and satisfy the most demanding customers. Hokkaido is a brand of Termal Sales, a company of the Termal Group.

Proprietary brand products are known for their excellent value for money and reliability in use.

The depth of the range, the pre- and post-sales services, and the logistics management are the strong points of Hokkaido.



TECHNOLOGY AND PROFESSIONALISM **AT YOUR SERVICE**

Hokkaido stands for reliable products with a high quality-price ratio.

Air conditioning systems that stand out for savings and efficiency, in line with the regulations and needs of the new energy transition.

A wide range of styles and capacities to suit the needs of every environment.



HOKKAIDO



EXPERIENCE MAKES TECHNOLOGY

OVER TWENTY YEARS OF EXPERIENCE

The Hokkaido brand is a leader in Italy and Europe in the air conditioning sector for residential, commercial and industrial applications, its success has been built step by step in over twenty years of activity.

The origins of the Hokkaido brand date back to the end of 1998, the year in which the Termal Group began distributing a selection of products for residential air conditioning, whose **affordable** value was strongly perceived by the market. The distribution of Hokkaido products immediately had a widespread development throughout Italy, through the channel of professional installers and the national network of consumer electronics stores.

AN INTERNATIONAL REALITY


Since the early 2000s, the international network of dealers and distributor partners has developed rapidly, thanks above all to the variety and reliability of the services offered, which has allowed the Hokkaido brand to develop brilliantly on international markets.

The HOKKAIDO logo is positioned in the top right corner of the image. It features the word "HOKKAIDO" in a blue, sans-serif font, with a circular icon containing the letters "KK" placed between the "O"s.

KK

HOKKAIDO, **MORE AND MORE**

- *Wide range*
- *Advantageous quality/price ratio*
- *Integrated logistics*
- *Fast deliveries throughout the EU*
- *Huge assortment of spare parts and accessories that can be ordered online and are available within 24 hours*



ASSISTANCE & **DESIGN**

THE CUSTOMER AT THE CENTER OF THE PROJECT

Through a specialized group of technicians, Hokkaido provides technical and design consultancy on its products.

Our technicians are a point of reference for advice on:

- system sizing;
- installation and functionality;
- quotes.

Estimates and design are carried out with specific software, which optimize system efficiency and installation costs.



KK

THE DISTRIBUTORS NETWORK

HOKKAIDO DISTRIBUTORS NETWORK

Hokkaido products are distributed by Termal Sales on the Italian and international markets through specialized distribution networks, with an integrated logistics service.

Hokkaido has all the experience and network of resources needed to offer versatile and high-tech heating, cooling and domestic hot water solutions.

Visit the official website www.hokkaido.it



KK

ADVANCED LOGISTICS

SPARE PARTS ONLINE AVAILABLE IN 24 HOURS

The success of the brand comes from the great attention to customer needs, with particular reference to the logistics organization, which has always been a point of excellence of the Termal Group: rapid deliveries throughout the community, a vast assortment of spare parts and accessories that can be ordered online and available in 24 hours. All this allows customers great operational and commercial flexibility and strong competitiveness in the presence of the various local markets.

OUR HEADQUARTERS

The headquarters of Termal Sales is in Bologna, at the operational center of Termal Group. A modern complex (4,000 square meters of offices and 4,500 square meters of area for product storage) is the operational hub of commercial, logistics and administrative activities.

This center also brings together technical-commercial assistance and training activities, managed directly to ensure high quality standards. The plant, built in a strategic position with respect to the airport and the motorway junction, is constructed according to the most modern architectural concepts for logistics.



PROFESSIONAL TRAINING

PROFESSIONAL TRAINING AND DEVELOPMENT

Hokkaido's technical sales staff believes that the training area is very important for the professional growth of its customers. For this purpose, it organizes training modules for learning, updating and technical improvement.

The Academy Center, at the Bologna headquarters, consists of classrooms dedicated to theoretical demonstration and practical lessons, equipped with working products and related control tools. The courses are structured for the installation, assistance and maintenance needs of residential, commercial, VRF and hydronic systems.

The training offer is always updated based on the new range, the technological evolution of the products and the regulatory adjustments of the sector:

- refrigerant circuit;
- installation issues;
- fault diagnosis;
- assistance;
- design of variable capacity systems;
- using XRV system sizing software.

At the end of each course, participants receive a certificate of attendance and handouts relating to the technical topics covered.

DETRAZIONI FISCALI BONUS CASA, ECOBONUS E CONTO TERMICO 2.0

BONUS CASA **RISPARMIO**
Ristrutturazione
Edilizia (50% o 36%)

ECO BONUS **INNOVAZIONE**
Riqualficazione
Energetica (50 o 36%)

CONTO TERMICO 2.0 **SOSTENIBILITÀ**
Conto Termico
2.0

Cos'è

È un'agevolazione fiscale dedicata agli interventi di ristrutturazione edilizia e alle attività di manutenzione straordinaria finalizzati al **risparmio energetico**, come l'installazione di una pompa di calore. Si tratta di una detrazione IRPEF, in funzione degli scaglioni di reddito, con detrazione per l'anno 2025 pari al 50% delle spese sostenute per abitazioni principali e al 36% per le seconde case.

Il bonus risparmio energetico, noto anche come Ecobonus, consente ai contribuenti di beneficiare di una detrazione IRPEF/IRES relativa alle spese sostenute per migliorare l'efficienza energetica della propria casa.

In particolare, **l'agevolazione è concessa quando si eseguono interventi che aumentano il livello di efficienza energetica degli edifici esistenti.**

È un'agevolazione dedicata a chi vuole migliorare l'efficienza energetica della propria casa. In particolare, questo bonus **incentiva la produzione di energia da fonti rinnovabili** in impianti di piccole dimensioni. Tanta più energia rinnovabile è utilizzata per riscaldare casa, tanto è maggiore il contributo ricevuto. È possibile usufruire di un rimborso fino al 65% dei costi totali sostenuti direttamente sul conto corrente.

Soggetti	Persone		
	Condomini		Titolari d'impresa o di reddito agrario
			Amministrazioni pubbliche
Come lo ottengo?	Detrazione IRPEF	Detrazione IRPEF o IRES	Rimborso su conto corrente
Tempistiche di pagamento?	10 anni		Entro 60 gg se <€ 5.000 - da 2 a 5 anni in base all'intervento se >€ 5.000
Come si calcola	% su costi totali prodotti + manodopera + materiale + consulenza		Fissato dalle caratteristiche del prodotto
Valore percentuale	50-36% per il 2025	50% o 36%	Funzione delle caratteristiche del prodotto, fino al 65%

PRODOTTI	RISPARMIO ENERGETICO	ALTA EFFICIENZA	ENERGIA RINNOVABILE
Condizionatore in pompa di calore	✓	✓	✓
Pompa di calore aria-acqua	✓	✓	✓
Scaldacqua in pompa di calore	✓	✓	✓

Nota: i parametri possono subire variazioni in base agli aggiornamenti delle normative vigenti.

QUALE INCENTIVO PER LE POMPE DI CALORE

Di quali incentivi si può usufruire in caso di installazione di una pompa di calore ad aria o ad acqua?

Generatore sostituito	Generatore installato	Ristrutturazione edilizia	Riqualficazione energetica	Conto Termico 2.0
Nessuno	Pompa di calore	✓		
Caldaia	Pompa di calore	✓	✓	✓
Pompa di calore	Pompa di calore	✓	✓	✓
Caldaia + Pompa di calore	Pompa di calore	✓	✓	✓

LO SAPEVI?

- ✓ Il bonus Ristrutturazione Edilizia incentiva non solo la ristrutturazione ma anche la **nuova installazione** di una pompa di calore: usala non solo d'estate ma anche per riscaldare casa nelle mezze stagioni, risparmi energia e contribuisci al rispetto dell'ambiente.

**FOR ITALIAN
MARKET ONLY**



GENETAL CONTENTS **2025**

- 13** RESIDENTIAL & COMMERCIAL R32
- 43** RESIDENTIAL MULTISPLIT COMBINATIONS
- 49** HEATING
- 61** CONTROLS



A modern interior space featuring a light-colored wooden floor, a dark kitchen island with a white countertop, and several wooden stools. Large windows in the background offer a view of a snowy landscape. The ceiling is white with recessed lighting, and a dark upper level with a glass railing is visible above.

KK

**RESIDENTIAL
& COMMERCIAL
R32**

RESIDENTIAL & COMMERCIAL R32, WELLBEING FOR YOUR HOME

The most demanding customers, attentive to technological evolution, the benefits that derive from it and respect for the environment, will find a concrete answer in the new line, which offers a choice in line with the needs and evolutions of the market.

- 16** Line-up
- 17** Incentives

MONOSPLIT

- 18** Mono and Multi wall models
- 22** LUMINA Wall
- 24** AIKO Wall
- 26** AIKO S Wall
- 28** Compact Cassette
- 30** Slim Cassette
- 32** Ducted medium static pressure
- 34** Console
- 36** Floor/Ceiling

MULTISPLIT

- 39** Line up
- 40** Outdoor units
- 41** Indoor units

43 COMBINATIONS

R32 WELLBEING FOR PEOPLE AND PLANET

ADVANTAGES OF R32

Nowadays, environmental protection is considered of primary importance by both the user and the professional. Choosing an air conditioner with R32 refrigerant allows you to obtain excellent comfort in both cooling and heating, reducing polluting emissions.

The most relevant aspect of R32 gas is its GWP value, equal to 675, which allows the creation of systems containing up to 7.4 kg of gas without exceeding the threshold that requires leak control and keeping an equipment register, a threshold that for an R410A gas is already exceeded by 2.4 kg of gas.

- it's eco-friendly;
- **it is non-toxic;**
- it is slightly flammable;
- it is not harmful and does not pose a risk to the ozone layer;
- it is very efficient.

WHY CHOOSE R32

The specific name of R32 gas is difluoromethane. It is currently present among the fluorinated gases with a low GWP value, equal to 675.

There is no obligation to replace R410A gas, which therefore remains regularly on the market, except in monosplit applications with refrigerant < 3 kg where, from 2025, the use of gas with GWP < 750 will be mandatory for new installations.

There are some limitations in particular conditions of use that must be considered in accordance with the regulations in force.

STORAGE, STANDARDS AND DESIGN

When storing units containing R32, it may be necessary, based on the quantities stored, to review the Fire Prevention Certificate (DPR 151/2011) to ensure the validity of your insurance guarantee. The transport of dangerous goods is regulated by D.GLS 35/2010. R32 has been classified as slightly flammable by ISO 817 and as such has no stringent limitations in road transport (current ADR), maintaining strict regulations in maritime transport (current IMDG) and aeronautical transport (current IATA).

The EN 378:2016 standard also regulates the applications of appliances that use R32 gas; the maximum concentration limits of the gas in residential applications must always be verified with particular attention to multisplit systems that can potentially concentrate (in the event of leaks) high quantities of refrigerant in small environments. **R32 gaz is heavier than air and in the event of a leak it accumulates at the bottom;** therefore, indoor units follow different regulatory parameters depending on the type of application.

Installation in public buildings is regulated by specific regulations relating to the application of appliances with flammable gases, such as: hotels DM 09/04/1994, shopping centres DM 27/07/2010, buildings for entertainment DM 19/08/1996, hospitals DM 18/09/2012, schools DM 26/08/1992, offices DM 22/02/2006, children's games DM 16/07/2014, airports DM 07/07/2014, interports DM 18/07/2014.

The design, installation and maintenance of appliances with R32 gaz are regulated by the following standards: DM 37/2008, provisions on the installation of systems inside buildings; DGLS 81/2008, text on health and safety at work; F-gas 517/2014, regulation of fluorinated gases; DPR 151/2011, regulation of procedures relating to fire prevention; EN 378:2016, refrigeration systems and heat pumps (requirements for the safety of systems).

With the Ministerial Decree of 10 March 2020 and the subsequent Circular DCPREV 9833 of 22 July 2020 by the Fire Brigade, the technical provisions are updated to allow the possibility of using, in air conditioning and conditioning systems, machines equipped with refrigerants classified as A1 or A2L, thus overcoming the restriction of using only non-toxic or non-flammable fluids.

However, it is recommended to carefully check the regulations in force when using equipment containing R32 gas. Failure to comply with these regulations makes designers and installers of equipment with R32 assume direct legal responsibility for the application of the equipment itself.

CONTROL THE CLIMATE WHERE AND WHEN YOU WANT

MORE COMFORT & SAVINGS

With Hokkaido WiFi you can control the climate remotely.



FOR EXPERIENCED SAVERS

Hokkaido Wi-Fi allows you to save money and energy. For example, through Hokkaido apps you can turn on the air conditioning system remotely to gradually heat or cool your home or business.




















DEDICATED APP

The dedicated app provides information about the air conditioner and its operation. It also allows you to:

- change temperature settings;
- keep energy consumption under control;
- program the air conditioner;
- check that the system is working correctly.



LINE UP R32 MONOSPLIT

	kW	2.60	3.50	5.30	7.10
LUMINA					
Wall 		✓	✓	✓	✓
AIKO					
Wall 		✓	✓	✓	✓
AIKO S					
Wall 		✓	✓		
COMMERCIAL					
Compact Cassette 			✓	✓	
Slim Cassette 84x84 					✓
Console 			✓	✓	
Ducted medium static pressure 			✓	✓	✓
Floor/ceiling 				✓	✓
Outdoor units Wall LUMINA					
Outdoor units Wall AIKO / AIKO S					
Outdoor units Commercial					

Yields and consumption are measured under the following test conditions:
 heating O.T. 7° C DB, 6° C WB - I.T. 20° C DB; cooling: O.T. 35° C DB, 24° C WB - I.T. 27° C DB, 19° C WB (ISO T1).


INCENTIVES R32 MONOSPLIT*

INCENTIVES		ECO BONUS	BONUS CASA	CONTO TERMICO 2.0		
Wall	Lumina 22	HKEDS 260 ZA + HCNDS 260 ZA	✓	✓	✓	
		HKEDS 350 ZA + HCNDS 350 ZA	✓	✓	✓	
		HKEDS 530 ZA + HCNDS 530 ZA	✓	✓	✓	
		HKEDS 710 ZA + HCNDS 710 ZA	✓	✓	✓	
	Aiko 24	HKEDS 261 ZA + HCNDS 261 ZA	✓	✓	✓	
		HKEDS 351 ZA + HCNDS 351 ZA	✓	✓	✓	
		HKEDS 531 ZA + HCNDS 531 ZA	✓	✓	✓	
		HKEDS 711 ZA + HCNDS 711 ZA	✓	✓	✓	
	Aiko S 26	HKEDS 262 ZA + HCNDS 262 ZA	✓	✓	✓	
		HKEDS 352 ZA + HCNDS 352 ZA	✓	✓	✓	
	Cassette 60X60 84x84	28	HTFDM 350 ZAL + HCKDS 350 ZA	✓	✓	✓
			HTFDM 530 ZAL + HCKDS 530 ZA	✓	✓	✓
30		HTBDS 710 ZA + HCKDS 710 ZA	✓	✓	✓	
Ducted medium static pressure	32	HRDDM 350 ZAL + HCKDS 350 ZA	✓	✓	✓	
		HRDDM 530 ZAL + HCKDS 530 ZA	✓	✓	✓	
		HRDDS 710 ZA + HCKDS 710 ZA	✓	✓	✓	
Floor Console floor/ceiling	34	HFIDM 350 ZAL + HCKDS 350 ZA	✓	✓	✓	
		HFIDM 530 ZAL + HCKDS 530 ZA	✓	✓	✓	
	36	HSFDM 530 ZAL + HCKDS 530 ZA	✓	✓	✓	
		HSFDS 710 ZA + HCKDS 710 ZA	✓	✓	✓	

* For Italian market only.

THE RANGE

WALL TYPE MODELS MONO & MULTI



-99.99%

Dust mites, influenza viruses, HFMD, mold, pet germs.

UVC STERILIZATION INCLUDED AS STANDARD (AIKO S)

Sterilization

AIKO S releases specific UV wavelengths, which penetrate the core of microorganisms, eliminating them with an efficiency of 99.99%.



Neutralizes viruses, bacteria and molds

by damaging their proteins and DNA.

MULTIPORE TECHNOLOGY

(AIKO/AIKO S)

1935 micro holes on the outlet flap of AIKO and AIKO S allow a smooth and gentle flow of air, avoiding annoying jets of air.



Intelligent flow management through micro-perforated flap.

The unit recognizes changes in room temperature and autonomously chooses which of the two delivery configurations to use.



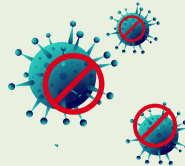
Completely closed

Semi-closed

THE RANGE

WALL TYPE MODELS MONO & MULTI

EFFECTIVE AGAINST VIRUSES AND BACTERIA



-99.9%

Influenza virus, HFMD,
Escherichia coli,
Staphylococcus aureus.



Self-Cleaning function

It determines the self-cleaning of the exchanger, drying it from any condensation residues. It prevents the formation of mold and bad odors. The sterilization process guarantees the neutralization of 99.9% of the bacteria present inside it.

Filtration system

- purifies and deodorizes the air;
- filters pollen, bacteria and odors;
- purifies and prevents the spread of viruses and bacteria;
- eliminates harmful dust.

HD (High Density) Filter

Positioned on the top of the unit, easily removable from its housing, it retains dust and hair. It is easy to clean.

SMART MANAGEMENT WITH WIFI

All the functions, always at hand, with the app.

The convenience of setting the temperature before arriving home, to find the desired comfort as soon as you return.



WIFI
INCLUDED



THE RANGE

WALL TYPE MODELS MONO & MULTI

ELECTRIC RESISTANCE IN THE OUTDOOR UNIT BODY

(AIKO/AIKO S)


The electrical resistance in the body of the outdoor unit prevents it from freezing, prolonging the useful life of the machine and improving its performance.



HEAT EXCHANGER TREATED WITH ANTI-CORROSION COATING

Golden Fin treatment for external and internal unit heat exchanger, gives the heat exchanger resistance to rain, salt and other corrosive elements.

It also prevents the proliferation of bacteria and improves heat exchange efficiency.




THE RANGE

WALL TYPE MODELS MONO & MULTI

4D AIR FLOW

(AIKO S)


AIKO S spreads air evenly to reach every corner of the room. Four-dimensional air conditioning with horizontal and vertical oscillation action ensures better airflow and provides uniform cooling and heating.



OUTDOOR UNIT'S PCB COOLED BY REFRIGERANT

In Hokkaido wall mounted units the PCB is cooled by refrigerant flow, the PCB temperature is 15°C lower than the classic method.

Unlike traditional air conditioners, where the PCB of the outdoor unit is cooled by air flow, which is inefficient and not very effective.



LUMINA

A++ in cooling A+ in heating
50°C
wide maximum operation in cooling



EFFECTIVE AGAINST VIRUSES AND BACTERIA



-99.9%

Influenza virus,
HFMD, Escherichia coli,
Staphylococcus aureus.


SMART MANAGEMENT WITH WIFI




WIFI INCLUDED



HEAT EXCHANGER TREATED WITH ANTI-CORROSION COATING



PCB OF THE OUTDOOR UNIT COOLED BY REFRIGERANT



WALL HKEDS 260-350-530-710 ZA



Remote control included



15-50°C in cooling
-15-30°C in heating

Auto restart
8°C function I-Feel

Indoor unit model			HKEDS 260 ZA	HKEDS 350 ZA	HKEDS 530 ZA	HKEDS 710 ZA
Outdoor unit model			HCNDS 260 ZA	HCNDS 350 ZA	HCNDS 530 ZA	HCNDS 710 ZA
Type			DC-Inverter heat pump			
Control (supplied)			Remote control			
Wi-Fi module			Integrated			
Nominal data						
Nominal capacity (T=+35°C)	Cooling	kW	2.60 (0.60~3.10)	3.50 (0.80~4.10)	5.30 (1.30~5.70)	7.30 (1.80~7.40)
Nominal absorbed power (T=+35°C)		kW	0.80 (0.10~1.60)	1.08 (0.10~1.60)	1.63 (0.29~2.10)	2.20 (0.23~2.70)
Nominal energy efficiency coefficient		EER ¹	3.25	3.24	3.25	3.32
Nominal capacity (T=+7°C)	Heating	kW	2.61 (0.80~3.40)	3.80 (1.00~4.20)	5.30 (1.30~5.50)	7.30 (1.80~7.40)
Nominal absorbed power (T=+7°C)		kW	0.70 (0.30~1.50)	1.02 (0.30~1.60)	1.42 (0.25~1.80)	1.96 (0.23~2.53)
Nominal energy performance coefficient		COP ¹	3.73	3.73	3.73	3.72
Seasonal data						
Theoretical load (Pdesignc)	Cooling	kW	2.60	3.50	5.30	6.70
Seasonal energy efficiency index		SEER ²	6.10	7.00	6.80	6.90
Seasonal energy efficiency class		626/2011 ³	A++	A++	A++	A++
Annual energy consumption		kWh/y	150	173	273	340
Theoretical load (Pdesignh) @ -10°C	Heating (average weather conditions)	kW	2.10	2.70	4.00	5.30
Seasonal energy efficiency index		SCOP ²	4.00	4.10	4.00	4.20
Seasonal energy efficiency class		626/2011 ³	A+	A+	A+	A+
Annual energy consumption		kWh/y	735	922	1400	1766
Electrical data						
Power supply	Outdoor unit	Ph-V-Hz	1Ph - 220/240V - 50Hz			
Power cable		Type	3 x 2.5 mm ²		3 x 4 mm ²	
Wiring between I.U. and O.U.		no.	5	5	5	5
Nominal absorbed electric current	Cooling	A	3.70 (0.60~8.50)	4.80 (0.70~7.80)	7.80 (2.20~9.30)	10.00 (1.00~12.00)
	Heating	A	3.30 (0.20~8.50)	4.60 (1.50~8.00)	6.50 (2.00~8.00)	9.00 (1.00~11.00)
Max current		A	8.50	9.50	12.00	16.00
Max absorbed power		kW	1.60	1.90	2.50	3.40
Refrigerant circuit data						
Refrigerant ⁴		Type (GWP)	R32 (675)			
Q.ty of refrigerant pre-charge		Kg	0.46	0.60	0.85	1.30
Tons of CO2 equivalent		t	0.311	0.405	0.574	0.878
Liquid/gas refrigerant pipe diameter		mm (inches)	6.35(1/4") / 9.52(3/8")	6.35(1/4") / 9.52(3/8")	6.35(1/4") / 12.74(1/2")	6.35(1/4") / 15.88(5/8")
Max split length		m	20	20	20	25
Max difference in height U.I./U.E.		m	10	10	10	15
Split length without additional charge		m	5	5	5	5
Additional charge		g/m	20	20	30	30
Indoor unit specifications						
Dimensions	LxDxH	mm	716x193x285	768x201x299	917x218x318	1140x230x332
Net weight		Kg	7	8	10	13
Sound power level	Hi	dB(A)	52	53	59	62
Sound pressure level	Hi/Mi/Lo	dB(A)	36/33/32	36/33/32	41/37/36	44/41/39
Treated air volume (Hi/Me/Lo)	Cooling	m ³ /h	500/430/380	650/570/515	950/830/750	1300/1150/1020
	Heating		550/500/420	650/600/530	950/870/760	1250/1150/1020
Outdoor unit specifications						
Dimensions	LxDxH	mm	650x233x455	708x258x530	785x300x555	890x319x695
Net weight		Kg	18.5	22	27	39
Sound power level		dB(A)	59	62	62	64
Sound pressure level		dB(A)	44	44	44	46
Treated air volume		m ³ /h	1800	1800	2800	3600
Operating limits (outdoor temperature)	Cooling	°C	15~50			
	Heating	°C	-15~30			

1. Value measured according to the harmonised standard EN14511. 2. EU Regulation No. 206/2012 - Value measured according to the harmonised standard EN14825. 3. EU Delegated Regulation No. 626/2011 on the new energy consumption labelling of air conditioners. 4. Refrigerant leakage contributes to climate change. When released into the atmosphere, refrigerants with a lower global warming potential (GWP) contribute less to global warming than those with a higher GWP. This appliance contains a refrigerant with a GWP of 675. Therefore, if 1 kg of this refrigerant were released into the atmosphere, the impact on global warming would be 675 times higher than 1 kg of CO2, over a period of 100 years. Under no circumstances should the user attempt to intervene on the refrigerant circuit or disassemble the product. In case of need, always contact qualified personnel.

AIKO

A+++
in cooling

A++
in heating



MULTIPORE
TECHNOLOGY



ELECTRICAL
RESISTANCE IN
THE OUTDOOR
UNIT BODY



EFFECTIVE AGAINST VIRUSES
AND BACTERIA

-99.9%

Influenza virus,
HFMD, Escherichia
coli, Staphylococcus
aureus.




SMART
MANAGEMENT
WITH WIFI



WIFI
INCLUDED



HEAT EXCHANGER TREATED WITH
ANTI-CORROSION COATING



PCB
OF THE
OUTDOOR
UNIT
COOLED BY
REFRIGERANT



WALL HKEDS 261-351-531-711 ZA



Remote control included



15~53° C in cooling
-25~30° C in heating

Multipore air outlet flap
Auto restart


8° C function
I-Feel

Indoor unit model			HKEDS 261 ZA	HKEDS 351 ZA	HKEDS 531 ZA	HKEDS 711 ZA
Outdoor unit model			HCNDS 261 ZA	HCNDS 351 ZA	HCNDS 531 ZA	HCNDS 711 ZA
Type			DC-Inverter heat pump			
Control (supplied)			Remote control			
Wi-Fi module			Integrated			
Nominal data						
Nominal capacity (T=+35°C)	Cooling	kW	2.70 (0.60~4.00)	3.00 (0.65~4.10)	5.40 (1.30~5.90)	7.20 (1.80~7.40)
Nominal absorbed power (T=+35°C)		kW	0.72 (0.10~1.20)	0.87 (0.13~1.55)	1.43 (0.29~1.95)	1.70 (0.23~2.30)
Nominal energy efficiency coefficient		EER ¹	3.75	4.02	3.78	4.24
Nominal capacity (T=+7°C)	Heating	kW	3.30 (0.80~4.20)	4.20 (0.93~4.20)	5.80 (1.30~6.10)	7.80 (1.80~8.00)
Nominal absorbed power (T=+7°C)		kW	0.80 (0.20~1.20)	1.06 (0.23~1.30)	1.33 (0.25~1.80)	2.10 (0.23~2.53)
Nominal energy performance coefficient		COP ¹	4.13	3.96	4.36	3.71
Seasonal data						
Theoretical load (Pdesignc)	Cooling	kW	2.70	3.50	5.40	6.10
Seasonal energy efficiency index		SEER ²	8.70	8.70	8.70	8.70
Seasonal energy efficiency class		626/2011 ³	A+++	A+++	A+++	A+++
Annual energy consumption		kWh/y	109	141	215	246
Theoretical load (Pdesignh) @ -10°C	Heating (average weather conditions)	kW	2.30	2.80	4.40	5.40
Seasonal energy efficiency index		SCOP ²	4.70	4.70	4.60	4.60
Seasonal energy efficiency class		626/2011 ³	A++	A++	A++	A++
Annual energy consumption		kWh/y	686	845	1339	1644
Electrical data						
Power supply	Outdoor unit	Ph-V-Hz	1Ph - 220/240V - 50Hz			
Power cable		Type	3 x 2.5 mm ²			3 x 4 mm ²
Wiring between I.U. and O.U.		no.	5	5	5	5
Nominal absorbed electric current	Cooling	A	3.30 (0.60~5.30)	4.20 (0.60~5.80)	6.40 (2.20~6.80)	7.90 (1.00~10.00)
	Heating	A	3.90 (1.00~5.30)	4.80 (1.00~6.30)	6.10 (2.00~8.00)	10.50 (1.00~11.00)
Max current		A	9.00	9.00	12.00	16.00
Max absorbed power		kW	1.60	1.50	2.40	3.20
Refrigerant circuit data						
Refrigerant ⁴		Type (GWP)	R32 (675)			
Q.ty of refrigerant pre-charge		Kg	0.55	0.60	1.03	1.20
Tons of CO2 equivalent		t	0.371	0.405	0.695	0.810
Liquid/gas refrigerant pipe diameter		mm (inches)	6.35(1/4") / 9.52(3/8")	6.35(1/4") / 9.52(3/8")	6.35(1/4") / 12.74(1/2")	6.35(1/4") / 15.88(5/8")
Max split length		m	20	20	20	25
Max difference in height U.I./U.E.		m	10	10	10	15
Split length without additional charge		m	5	5	5	5
Additional charge		g/m	20	20	30	30
Indoor unit specifications						
Dimensions	LxDxH	mm	768x201x299	827x201x299	1140x233x332	1140x230x332
Net weight		Kg	8	8.5	13.5	14
Sound power level	Hi	dB(A)	54	56	56	62
Sound pressure level	Hi/Mi/Lo	dB(A)	37/34/32	39/36/34	39/36/34	44/41/39
Treated air volume (Hi/Me/Lo)	Cooling	m ³ /h	650/580/550	650/580/550	1060/900/800	1300/1200/1010
	Heating	m ³ /h	700/630/600	700/630/600	1000/900/790	1200/1030/930
Outdoor unit specifications						
Dimensions	LxDxH	mm	708x258x530	708x258x530	785x281x548	890x319x695
Net weight		Kg	22.5	24.5	28.5	41
Sound power level		dB(A)	61	62	63	65
Sound pressure level		dB(A)	48	49	50	52
Treated air volume		m ³ /h	1800	2300	2800	4900
Operating limits (outdoor temperature)	Cooling	°C	15~53			
	Heating	°C	-25~30			

1. Value measured according to the harmonised standard EN14511. 2. EU Regulation No. 206/2012 - Value measured according to the harmonised standard EN14825. 3. EU Delegated Regulation No. 626/2011 on the new energy consumption labelling of air conditioners. 4. Refrigerant leakage contributes to climate change. When released into the atmosphere, refrigerants with a lower global warming potential (GWP) contribute less to global warming than those with a higher GWP. This appliance contains a refrigerant with a GWP of 675. Therefore, if 1 kg of this refrigerant were released into the atmosphere, the impact on global warming would be 675 times higher than 1 kg of CO2, over a period of 100 years. Under no circumstances should the user attempt to intervene on the refrigerant circuit or disassemble the product. In case of need, always contact qualified personnel.

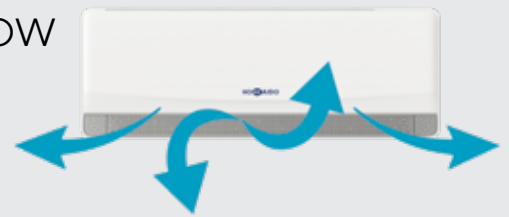
AIKO S

A+++ in cooling A+++ in heating



UVC
STERILIZATION
INCLUDED AS
STANDARD

4D AIR FLOW



ELECTRICAL
RESISTANCE IN
THE OUTDOOR
UNIT BODY



MULTIPORE
TECHNOLOGY

EFFECTIVE AGAINST VIRUSES
AND BACTERIA




-99.9%

Influenza virus,
HFMD, Escherichia
coli, Staphylococcus
aureus.


SMART
MANAGEMENT
WITH WIFI



HEAT EXCHANGER TREATED WITH
ANTI-CORROSION COATING



PCB
OF THE
OUTDOOR
UNIT
COOLED BY
REFRIGERANT



WALL HKEDS 262-352 ZA



Remote control included



15-53° C in cooling
-25-30° C in heating

UVC Sterilizer
4D Air Flow

MuType air outlet flap
Auto restart

8°C function
I-Feel

Indoor unit model			HKEDS 262 ZA	HKEDS 352 ZA
Outdoor unit model			HCNDS 262 ZA	HCNDS 352 ZA
Type			DC-Inverter heat pump	
Control (supplied)			Remote control	
Wi-Fi module			Integrated	
Nominal data				
Nominal capacity (T=+35°C)	Cooling	kW	2.70 (0.60~4.00)	3.00 (0.65~4.10)
Nominal absorbed power (T=+35°C)		kW	0.72 (0.10~1.20)	0.87 (0.13~1.55)
Nominal energy efficiency coefficient		EER ¹	3.75	4.02
Nominal capacity (T=+7°C)	Heating	kW	3.30 (0.80~4.20)	4.20 (0.93~4.20)
Nominal absorbed power (T=+7°C)		kW	0.80 (0.20~1.20)	1.06 (0.23~1.30)
Nominal energy performance coefficient		COP ¹	4.13	3.96
Seasonal data				
Theoretical load (Pdesignc)	Cooling	kW	2.70	3.50
Seasonal energy efficiency index		SEER ²	8.70	8.70
Seasonal energy efficiency class		626/2011 ³	A+++	A+++
Annual energy consumption		kWh/y	109	141
Theoretical load (Pdesignh) @ -10°C	Heating (average weather conditions)	kW	2.30	2.80
Seasonal energy efficiency index		SCOP ²	4.70	4.70
Seasonal energy efficiency class		626/2011 ³	A++	A++
Annual energy consumption		kWh/y	686	845
Electrical data				
Power supply	Outdoor unit	Ph-V-Hz	1Ph - 220/240V - 50Hz	
Power cable		Type	3 x 2.5 mm ²	
Wiring between I.U. and O.U.		no.	5	5
Nominal absorbed electric current	Cooling	A	3.30 (0.60~5.30)	4.20 (0.60~5.80)
	Heating	A	3.90 (1.00~5.30)	4.80 (1.00~6.30)
Max current		A	9.00	9.00
Max absorbed power		kW	1.60	1.50
Refrigerant circuit data				
Refrigerant ⁴		Type (GWP)	R32 (675)	
Q.ty of refrigerant pre-charge		Kg	0.55	0.60
Tons of CO2 equivalent		t	0.371	0.405
Liquid/gas refrigerant pipe diameter		mm (inches)	6.35(1/4") / 9.52(3/8")	6.35(1/4") / 9.52(3/8")
Max split length		m	20	20
Max difference in height U.I./U.E.		m	10	10
Split length without additional charge		m	5	5
Additional charge		g/m	20	20
Indoor unit specifications				
Dimensions	LxDxH	mm	768x201x299	827x201x299
Net weight		Kg	8	8.5
Sound power level	Hi	dB(A)	54	56
Sound pressure level	Hi/Mi/Lo	dB(A)	37/34/32	39/36/34
Treated air volume (Hi/Me/Lo)	Cooling	m ³ /h	650/580/550	650/580/550
	Heating		700/630/600	700/630/600
UVC Sterilizer. PLASMA Purifier				
Outdoor unit specifications				
Dimensions	LxDxH	mm	708x258x530	708x258x530
Net weight		Kg	22.5	24.5
Sound power level		dB(A)	61	62
Sound pressure level		dB(A)	48	49
Treated air volume		m ³ /h	1800	2300
Operating limits (outdoor temperature)	Cooling	°C	15~53	
	Heating	°C	-25~-30	

1. Value measured according to the harmonised standard EN14511. 2. EU Regulation No. 206/2012 - - Value measured according to the harmonised standard EN14825. 3. EU Delegated Regulation No. 626/2011 on the new energy consumption labelling of air conditioners. 4. Refrigerant leakage contributes to climate change. When released into the atmosphere, refrigerants with a lower global warming potential (GWP) contribute less to global warming than those with a higher GWP. This appliance contains a refrigerant with a GWP of 675. Therefore, if 1 kg of this refrigerant were released into the atmosphere, the impact on global warming would be 675 times higher than 1 kg of CO2, over a period of 100 years. Under no circumstances should the user attempt to intervene on the refrigerant circuit or disassemble the product. In case of need, always contact qualified personnel.

COMPACT CASSETTE 60x60



COMPACT MONOSPLIT CASSETTE

Cassette air conditioning units are designed for commercial and residential applications. Ideal for large open spaces or irregularly shaped environments, they fit comfortably and discreetly into any environment with a false ceiling.

OPERATION

-15~**52**°C
in cooling

-15~24°**C**
in heating

PERFORMANCE AND INCENTIVES

MODEL	SEER	SCOP	ECO BONUS*	BONUS CASA*	CONTO TERMICO 2.0*
3.52 kW	6.20	4.00	✓	✓	✓
5.28 kW	6.20	4.10	✓	✓	✓

* For Italian market only.

HTFDM 350-530 ZAL



Remote control included



-15-52° C in cooling
-15-24° C in heating

8-way panel
Condensation drain pump included

Provision for external air renewal inlet

Indoor unit model			HTFDM 350 ZAL	HTFDM 530 ZAL
Outdoor unit model			HCKDS 350 ZA	HCKDS 530 ZA
Type			DC-Inverter heat pump	
Control (supplied)			Remote control	
Nominal data				
Nominal capacity (T=+35°C)	Cooling	kW	3.52 (1.35~4.40)	5.28 (1.53~5.60)
Nominal absorbed power (T=+35°C)		kW	1.03 (0.26~1.60)	1.55 (0.47~2.30)
Nominal energy efficiency coefficient		EER ¹	3.41	3.41
Nominal capacity (T=+7°C)	Heating	kW	3.81 (1.24~5.30)	5.60 (1.40~6.20)
Nominal absorbed power (T=+7°C)		kW	1.02 (0.19~1.51)	1.51 (0.46~2.25)
Nominal energy performance coefficient		COP ¹	3.73	3.71
Seasonal data				
Theoretical load (Pdesignc)	Cooling	kW	3.50	5.40
Seasonal energy efficiency index		SEER ²	6.20	6.20
Seasonal energy efficiency class		626/2011 ³	A++	A++
Annual energy consumption		kWh/y	198	305
Theoretical load (Pdesignh) @ -10°C	Heating (average weather conditions)	kW	2.70	4.50
Seasonal energy efficiency index		SCOP ²	4.00	4.10
Seasonal energy efficiency class		626/2011 ³	A+	A+
Annual energy consumption		kWh/y	926	1525
Electrical data				
Power supply	Outdoor unit	Ph-V-Hz	1Ph - 220/240V - 50Hz	
Power cable		Type	3 x 2.5 mm ²	3 x 4.0 mm ²
Wiring between I.U. and O.U.		no.	4	4
Nominal absorbed electric current	Cooling	A	4.50 (1.10~7.00)	6.70 (2.00~10.00)
	Heating	A	4.40 (0.80~6.60)	6.60 (2.00~9.80)
Max current		A	9.00	12.00
Max absorbed power		kW	1.70	2.40
Refrigerant circuit data				
Refrigerant ⁴	Type (GWP)		R32 (675)	
Q.ty of refrigerant pre-charge	Kg		0.78	1.03
Tons of CO2 equivalent	t		0.527	0.695
Liquid/gas refrigerant pipe diameter	mm (inches)		6.35(1/4") / 12.74(1/2")	6.35(1/4") / 12.74(1/2")
Max split length	m		25	30
Max difference in height U.I./U.E.	m		10	20
Split length without additional charge	m		5	5
Additional charge	g/m		30	30
Indoor unit specifications				
Dimensions	LxDxH	mm	570x570x260	570x570x260
Net weight		Kg	15.5	15.5
Sound power level	Erp test	dB(A)	52	56
Sound pressure level	Hi/Mi/Lo	dB(A)	42/38/35	44/41/38
Treated air volume	Hi/Mi/Lo	m ³ /h	700/620/530	760/650/580
Outdoor unit specifications				
Dimensions	LxDxH	mm	709x280x536	785x300x555
Net weight		Kg	23	29
Sound power level	Erp test	dB(A)	64	65
Sound pressure level		dB(A)	54	55
Treated air volume	Max	m ³ /h	2000	2600
Operating limits (outdoor temperature)	Cooling	°C		-15~-52
	Heating	°C		-15~-24
Accessories				
Decorative panel			HTFPD 260 ZAL	
Dimensions	LxDxH	mm	650x650x55	
Net weight		Kg	2.2	
Optional parts				
Wired control			WCD-05	

1. Value measured according to the harmonised standard EN14511. 2. EU Regulation No. 206/2012 - - Value measured according to the harmonised standard EN14825. 3. EU Delegated Regulation No. 626/2011 on the new energy consumption labelling of air conditioners. 4. Refrigerant leakage contributes to climate change. When released into the atmosphere, refrigerants with a lower global warming potential (GWP) contribute less to global warming than those with a higher GWP. This appliance contains a refrigerant with a GWP of 675. Therefore, if 1 kg of this refrigerant were released into the atmosphere, the impact on global warming would be 675 times higher than 1 kg of CO2, over a period of 100 years. Under no circumstances should the user attempt to intervene on the refrigerant circuit or disassemble the product. In case of need, always contact qualified personnel.

CASSETTE

84x84



CASSETTE MONOSPLIT AIR CONDITIONER

The 8-way ceiling cassette combines exceptional features with sophisticated design. Offering high seasonal efficiency and advanced control options, this range is extremely flexible and uses the low GWP R32 refrigerant.

OPERATION

-15~**52°C**
in cooling

-15~24°C
in heating

PERFORMANCE & INCENTIVES

MODEL	SEER	SCOP	ECO BONUS*	BONUS CASA*	CONTO TERMICO 2.0*
7.03 kW	6.10	4.00	✓	✓	✓

* For Italian market only.

HTBDS 710 ZA



Remote control included



-15-52°C in cooling
-15-24°C in heating

8-way panel
Condensation drain pump included

Provision for external air renewal inlet

Indoor unit model			HTBDS 710 ZA
Outdoor unit model			HCKDS 710 ZA
Type			DC-Inverter heat pump
Control (supplied)			Remote control
Nominal data			
Nominal capacity (T=+35°C)	Cooling	kW	7.03 (2.16~8.20)
Nominal absorbed power (T=+35°C)		kW	2.10 (0.67~3.30)
Nominal energy efficiency coefficient		EER ¹	3.35
Nominal capacity (T=+7°C)	Heating	kW	7.91 (1.98~9.30)
Nominal absorbed power (T=+7°C)		kW	2.13 (0.65~3.30)
Nominal energy performance coefficient		COP ¹	3.71
Seasonal data			
Theoretical load (Pdesignc)	Cooling	kW	7.00
Seasonal energy efficiency index		SEER ²	6.10
Seasonal energy efficiency class		626/2011 ³	A++
Annual energy consumption		kWh/y	397
Theoretical load (Pdesignh) @ -10°C	Heating (average weather conditions)	kW	6.00
Seasonal energy efficiency index		SCOP ²	4.00
Seasonal energy efficiency class		626/2011 ³	A+
Annual energy consumption		kWh/y	2052
Electrical data			
Power supply	Outdoor unit	Ph-V-Hz	1Ph - 220/240V - 50Hz
Power cable		Type	3 x 4.10 mm ²
Wiring between I.U. and O.U.		no.	4
Nominal absorbed electric current	Cooling	A	9.10 (2.90~14.40)
	Heating	A	9.30 (2.80~14.40)
Max current		A	16.00
Max absorbed power		kW	3.65
Refrigerant circuit data			
Refrigerant ⁴	Type (GWP)		R32 (675)
Q.ty of refrigerant pre-charge	Kg		1.45
Tons of CO2 equivalent	t		0.979
Liquid/gas refrigerant pipe diameter	mm (inches)		9.52(3/8") / 15.88(5/8")
Max split length	m		50
Max difference in height U.I./U.E.	m		25
Split length without additional charge	m		5
Additional charge	g/m		50
Indoor unit specifications			
Dimensions	LxDxH	mm	840x840x246
Net weight		Kg	26
Sound power level	Erp test	dB(A)	58.5
Sound pressure level	Hi/Mi/Lo	dB(A)	46.5/45/43
Treated air volume	Hi/Mi/Lo	m ³ /h	1500/1350/1200
Outdoor unit specifications			
Dimensions	LxDxH	mm	900x350x700
Net weight		Kg	43
Sound power level	Erp test	dB(A)	70
Sound pressure level		dB(A)	58
Treated air volume	Max	m ³ /h	4200
Operating limits (outdoor temperature)	Cooling	°C	-15~-52
	Heating	°C	-15~-24
Accessories			
Decorative panel			HTBPD 710 ZA
Dimensions	LxDxH	mm	950x950x55
Net weight		Kg	5.3
Optional parts			
Wired control			WCD-05

1. Value measured according to the harmonised standard EN14511. 2. EU Regulation No. 206/2012 - - Value measured according to the harmonised standard EN14825. 3. EU Delegated Regulation No. 626/2011 on the new energy consumption labelling of air conditioners. 4. Refrigerant leakage contributes to climate change. When released into the atmosphere, refrigerants with a lower global warming potential (GWP) contribute less to global warming than those with a higher GWP. This appliance contains a refrigerant with a GWP of 675. Therefore, if 1 kg of this refrigerant were released into the atmosphere, the impact on global warming would be 675 times higher than 1 kg of CO2, over a period of 100 years. Under no circumstances should the user attempt to intervene on the refrigerant circuit or disassemble the product. In case of need, always contact qualified personnel.

DUCTED MEDIUM STATIC PRESSURE



DUCTED MONOSPLIT AIR CONDITIONER

Hokkaido ducted units combine premium features with discreet design for easy installation and maintenance. Our ducted air conditioning units are suitable for residential and commercial applications.

OPERATION

-15~**52**°C
in cooling

-15~24°**C**
in heating

PERFORMANCE & INCENTIVES

MODEL	SEER	SCOP	ECO BONUS*	BONUS CASA*	CONTO TERMICO 2.0*
3.52 kW	6.40	4.00	✓	✓	✓
5.28 kW	6.10	4.00	✓	✓	✓
7.03 kW	6.10	4.00	✓	✓	✓

* For Italian market only.

HRDDM 350-530 ZAL | HRDDS 710 ZA



-15-52° C in cooling
-15-24° C in heating

Condensation drain pump included
Wired control included

10-160 Pa adjustable static pressure

Indoor unit model			HRDDM 350 ZAL	HRDDM 530 ZAL	HRDDS 710 ZA
Outdoor unit model			HCKDS 350 ZA	HCKDS 530 ZA	HCKDS 710 ZA
Type			DC-Inverter heat pump		
Control (supplied)			Wired control		
Nominal data					
Nominal capacity (T=+35°C)	Cooling	kW	3.52 (1.35~14.40)	5.28 (1.53~5.60)	7.03 (2.16~8.20)
Nominal absorbed power (T=+35°C)		kW	1.03 (0.26~1.60)	1.55 (0.47~2.30)	2.17 (0.67~3.30)
Nominal energy efficiency coefficient		EER ¹	3.41	3.40	3.24
Nominal capacity (T=+7°C)	Heating	kW	3.81 (1.24~5.30)	5.60 (1.40~6.20)	7.91 (1.98~9.30)
Nominal absorbed power (T=+7°C)		kW	1.02 (0.19~1.51)	1.49 (0.46~2.25)	2.13 (0.65~3.30)
Nominal energy performance coefficient		COP ¹	3.73	3.76	3.71
Seasonal data					
Theoretical load (Pdesignc)	Cooling	kW	3.50	5.40	7.10
Seasonal energy efficiency index		SEER ²	6.40	6.10	6.10
Seasonal energy efficiency class		626/2011 ³	A++	A++	A++
Annual energy consumption		kWh/y	193	307	406
Theoretical load (Pdesignh) @ -10°C	Heating (average weather conditions)	kW	2.70	4.40	5.40
Seasonal energy efficiency index		SCOP ²	4.00	4.00	4.00
Seasonal energy efficiency class		626/2011 ³	A+	A+	A+
Annual energy consumption		kWh/y	931	1520	1884
Electrical data					
Power supply	Outdoor unit	Ph-V-Hz	1Ph - 220/240V - 50Hz		
Power cable		Type	3 x 2.5 mm ²	3 x 2.5 mm ²	3 x 4.0 mm ²
Wiring between I.U. and O.U.		no.	4	4	4
Nominal absorbed electric current	Cooling	A	4.50 (1.10~7.00)	6.70 (2.00~10.00)	9.40 (2.90~14.30)
	Heating	A	4.40 (0.80~6.60)	6.50 (2.00~9.80)	9.30 (2.80~14.40)
Max current		A	9.00	12.00	16.00
Max absorbed power		kW	1.70	2.40	3.65
Refrigerant circuit data					
Refrigerant ⁴		Type (GWP)	R32 (675)		
Q.ty of refrigerant pre-charge		Kg	0.78	1.03	1.45
Tons of CO2 equivalent		t	0.527	0.695	0.979
Liquid/gas refrigerant pipe diameter		mm (inches)	6.35(1/4") / 12.74(1/2")	6.35(1/4") / 12.74(1/2")	9.52(3/8") / 15.88(5/8")
Max split length		m	25	30	50
Max difference in height U.I./U.E.		m	10	20	25
Split length without additional charge		m	5	5	5
Additional charge		g/m	30	30	50
Indoor unit specifications					
Dimensions	LxDxH	mm	700x700x245	700x700x245	1000x700x245
Net weight		Kg	21	22	32
Sound power level	Erp test	dB(A)	55	59	55
Sound pressure level	Hi/Mi/Lo	dB(A)	37/34/32	44/41/37	43/41/39
Treated air volume	Hi/Mi/Lo	m ³ /h	720/600/500	900/750/630	1400/1190/980
Fan's static pressure	Std/Max	Pa	25/160	25/160	25/160
Outdoor unit specifications					
Dimensions	LxDxH	mm	709x280x536	785x300x555	900x350x700
Net weight		Kg	23	29	43
Sound power level	Erp test	dB(A)	64	65	70
Sound pressure level		dB(A)	54	55	58
Treated air volume	Max	m ³ /h	2000	2600	4200
Operating limits (outdoor temperature)	Cooling	°C	-15~52		
	Heating	°C	-15~24		

1. Value measured according to the harmonised standard EN14511. 2. EU Regulation No. 206/2012 - Value measured according to the harmonised standard EN14825. 3. EU Delegated Regulation No. 626/2011 on the new energy consumption labelling of air conditioners. 4. Refrigerant leakage contributes to climate change. When released into the atmosphere, refrigerants with a lower global warming potential (GWP) contribute less to global warming than those with a higher GWP. This appliance contains a refrigerant with a GWP of 675. Therefore, if 1 kg of this refrigerant were released into the atmosphere, the impact on global warming would be 675 times higher than 1 kg of CO2, over a period of 100 years. Under no circumstances should the user attempt to intervene on the refrigerant circuit or disassemble the product. In case of need, always contact qualified personnel.

CONSOLE



CONSOLE MONOSPLIT AIR CONDITIONER

The new Hokkaido console indoor unit has been designed to ensure maximum functionality combined with a pleasant and modern appearance. Thanks to the diversified air flows, these indoor units allow you to obtain a pleasant temperature inside the room.

OPERATION

-15~**52°C**
in cooling

-15~**24°C**
in heating

PERFORMANCE & INCENTIVES

MODEL	SEER	SCOP	ECO BONUS*	BONUS CASA*	CONTTO TERMICO 2.0*
3.50 kW	7.50	4.10	✓	✓	✓
4.70 kW	6.80	4.10	✓	✓	✓

* For Italian market only.

HFIDM 350-530 ZAL



Remote control included



-15-52°C in cooling
-15-24°C in heating

Double air flow, upper and lower
Double installation option, floor-mounted or wall-mounted

Indoor unit model			HFIDM 350 ZAL	HFIDM 530 ZAL
Outdoor unit model			HCKDS 350 ZA	HCKDS 530 ZA
Type			DC-Inverter heat pump	
Control (supplied)			Remote control	
Wi-Fi module			Integrated	
Nominal data				
Nominal capacity (T=+35°C)	Cooling	kW	3.50 (1.35~4.40)	4.70 (1.53~5.60)
Nominal absorbed power (T=+35°C)		kW	1.03 (0.26~1.60)	1.45 (0.47~2.30)
Nominal energy efficiency coefficient		EER ¹	3.40	3.24
Nominal capacity (T=+7°C)	Heating	kW	3.50 (1.24~5.30)	5.00 (1.40~6.20)
Nominal absorbed power (T=+7°C)		kW	0.94 (0.19~1.51)	1.34 (0.46~2.25)
Nominal energy performance coefficient		COP ¹	3.72	3.73
Seasonal data				
Theoretical load (Pdesignc)	Cooling	kW	3.50	5.00
Seasonal energy efficiency index		SEER ¹	7.50	6.80
Seasonal energy efficiency class		626/2011 ³	A++	A++
Annual energy consumption		kWh/y	162	257
Theoretical load (Pdesignh) @ -10°C	Heating (average weather conditions)	kW	2.70	3.70
Seasonal energy efficiency index		SCOP ²	4.10	4.10
Seasonal energy efficiency class		626/2011 ³	A+	A+
Annual energy consumption		kWh/y	923	1261
Electrical data				
Power supply	Outdoor unit	Ph-V-Hz	1Ph - 220/240V - 50Hz	
Power cable		Type	3 x 2.5 mm ²	3 x 2.5 mm ²
Wiring between I.U. and O.U.		no.	4	4
Nominal absorbed electric current	Cooling	A	4.50 (1.10~7.00)	6.30 (2.00~10.00)
	Heating	A	4.10 (0.80~6.60)	5.80 (2.00~9.80)
Max current		A	9.00	12.00
Max absorbed power		kW	1.70	2.40
Refrigerant circuit data				
Refrigerant ⁴		Type (GWP)	R32 (675)	
Q.ty of refrigerant pre-charge		Kg	0.78	1.03
Tons of CO2 equivalent		t	0.527	0.695
Liquid/gas refrigerant pipe diameter		mm (inches)	6.35(1/4") / 12.74(1/2")	6.35(1/4") / 12.74(1/2")
Max split length		m	25	30
Max difference in height U.I./U.E.		m	10	20
Split length without additional charge		m	5	5
Additional charge		g/m	30	30
Indoor unit specifications				
Dimensions	LxDxH	mm	700x225x600	700x225x600
Net weight		Kg	15	15
Sound power level	Hi	dB(A)	52	56
Sound pressure level	Hi/Mi/Lo	dB(A)	42/39/36	44/40/37
Treated air volume	Hi/Mi/Lo	m ³ /h	600/530/430	650/550/450
Outdoor unit specifications				
Dimensions	LxDxH	mm	709x280x536	785x300x555
Net weight		Kg	23	29
Sound power level		dB(A)	64	65
Sound pressure level		dB(A)	54	55
Treated air volume	Max	m ³ /h	2000	2600
Operating limits (outdoor temperature)	Cooling	°C	-15~-52	
	Heating	°C	-15~-24	
Optional parts				
Wired control			WCD-05	

1. Value measured according to the harmonised standard EN14511. 2. EU Regulation No. 206/2012 - - Value measured according to the harmonised standard EN14825. 3. EU Delegated Regulation No. 626/2011 on the new energy consumption labelling of air conditioners. 4. Refrigerant leakage contributes to climate change. When released into the atmosphere, refrigerants with a lower global warming potential (GWP) contribute less to global warming than those with a higher GWP. This appliance contains a refrigerant with a GWP of 675. Therefore, if 1 kg of this refrigerant were released into the atmosphere, the impact on global warming would be 675 times higher than 1 kg of CO2, over a period of 100 years. Under no circumstances should the user attempt to intervene on the refrigerant circuit or disassemble the product. In case of need, always contact qualified personnel.

FLOOR/CEILING



TWO TYPES OF INSTALLATION

New design and ease of control, elegant and slim profile.

Large air distribution grille with aerodynamic flaps to ensure fast operation and reduce noise levels.

OPERATION

-15~**52**°C
in cooling

-15~**24**°C
in heating

PERFORMANCE & INCENTIVES

MODEL	SEER	SCOP	ECO BONUS*	BONUS CASA*	CONTO TERMICO 2.0*
5.30 kW	6.20	4.20	✓	✓	✓
7.03 kW	6.20	4.00	✓	✓	✓

* For Italian market only.

HSFDM 530 ZAL | HSFDS 710 ZA



Remote control included



-15-52°C in cooling
-15-24°C in heating

Double installation possibility,
floor or ceiling

The increased air flow allows for better air conditioning even in the largest rooms

Indoor unit model			HSFDM 530 ZAL	HSFDS 710 ZA
Outdoor unit model			HCKDS 530 ZA	HCKDS 710 ZA
Type			DC-Inverter heat pump	
Control (supplied)			Remote control	
Nominal data				
Nominal capacity (T=+35°C)	Cooling	kW	5.30 (1.60~6.00)	7.03 (2.16~8.20)
Nominal absorbed power (T=+35°C)		kW	1.55 (0.48~2.30)	2.15 (0.67~3.30)
Nominal energy efficiency coefficient		EER ¹	3.42	3.27
Nominal capacity (T=+7°C)	Heating	kW	5.70 (1.40~7.20)	7.62 (1.98~9.30)
Nominal absorbed power (T=+7°C)		kW	1.52 (0.47~2.40)	2.05 (0.65~3.30)
Nominal energy performance coefficient		COP ¹	3.75	3.72
Seasonal data				
Theoretical load (Pdesignc)	Cooling	kW	5.40	7.20
Seasonal energy efficiency index		SEER ²	6.20	6.20
Seasonal energy efficiency class		626/2011 ³	A++	A++
Annual energy consumption		kWh/y	303	404
Theoretical load (Pdesignh) @ -10°C	Heating (average weather conditions)	kW	4.50	5.50
Seasonal energy efficiency index		SCOP ²	4.20	4.00
Seasonal energy efficiency class		626/2011 ³	A+	A+
Annual energy consumption		kWh/y	1500	1897
Electrical data				
Power supply	Outdoor unit	Ph-V-Hz	1Ph - 220/240V - 50Hz	
Power cable		Type	3 x 2.5 mm ²	3 x 4 mm ²
Wiring between I.U. and O.U.		no.	4	4
Nominal absorbed electric current	Cooling	A	6.70 (2.10~10.00)	9.30 (2.90~14.40)
	Heating	A	6.60 (2.00~10.40)	8.90 (2.80~14.40)
Max current		A	12.00	16.00
Max absorbed power		kW	2.40	3.65
Refrigerant circuit data				
Refrigerant ⁴	Type (GWP)	R32 (675)		
Q.ty of refrigerant pre-charge	Kg	1.03		1.45
Tons of CO2 equivalent	t	0.695		0.979
Liquid/gas refrigerant pipe diameter	mm (inches)	6.35(1/4") / 12.74(1/2")		9.52(3/8") / 15.88(5/8")
Max split length	m	30		50
Max difference in height U.I./U.E.	m	20		25
Split length without additional charge	m	5		5
Additional charge	g/m	30		50
Indoor unit specifications				
Dimensions	LxDxH	mm	1000x690x235	1280x690x235
Net weight		Kg	28	34
Sound power level	Erp test	dB(A)	52	54
Sound pressure level	Hi/Mi/Lo	dB(A)	40/35/33	42/38/35
Treated air volume	Hi/Mi/Lo	m ³ /h	900/720/600	1230/1020/840
Outdoor unit specifications				
Dimensions	LxDxH	mm	785x300x555	900x350x700
Net weight		Kg	29	43
Sound power level	Erp test	Erp test	65	70
Sound pressure level		dB(A)	55	58
Treated air volume	Max	m ³ /h	2600	4200
Operating limits (outdoor temperature)	Cooling	°C		-15~52
	Heating	°C		-15~24
Optional parts				
Wired control			WCD-05	

1. Value measured according to the harmonised standard EN14511. 2. EU Regulation No. 206/2012 -- Value measured according to the harmonised standard EN14825. 3. EU Delegated Regulation No. 626/2011 on the new energy consumption labelling of air conditioners. 4. Refrigerant leakage contributes to climate change. When released into the atmosphere, refrigerants with a lower global warming potential (GWP) contribute less to global warming than those with a higher GWP. This appliance contains a refrigerant with a GWP of 675. Therefore, if 1 kg of this refrigerant were released into the atmosphere, the impact on global warming would be 675 times higher than 1 kg of CO2, over a period of 100 years. Under no circumstances should the user attempt to intervene on the refrigerant circuit or disassemble the product. In case of need, always contact qualified personnel.

R32 MULTISPLIT

Outdoor unit	EER*	COP*	SEER	SCOP	ECO BONUS	BONUS CASA	CONTO TERMICO 2.0
HCKDM 400 Z2	3.31	3.91	6.20	4.10	✓	✓	✓
HCKDM 530 Z2	3.23	3.78	6.10	4.10	✓	✓	✓
HCKDM 600 Z3	3.23	3.71	6.10	4.20	✓	✓	✓
HCKDM 800 Z3	3.23	3.71	6.20	4.10	✓	✓	✓

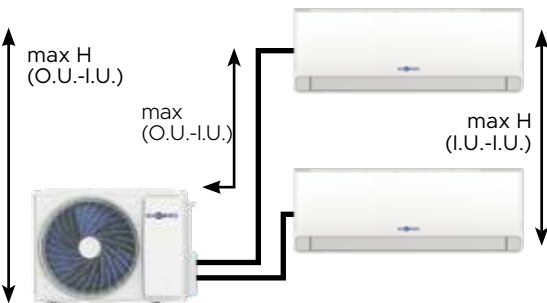
* The values reported may vary depending on the combinations chosen. For more information, refer to the technical manuals.

OPERATION RANGE

-10° C / 52° C in cooling **-15° C / 24° C** in heating

INSTALLATION FLEXIBILITY

Long split lengths.



HCKDM 400-530 Z2

- L TOTAL PIPING = 40 m
- L MAX O.U.-I.U. = 25 m
- H MAX O.U.-I.U. = 15 m
- H MAX I.U.-I.U. = 10 m

HCKDM 600-800 Z3

- L TOTAL PIPING = 60 m
- L MAX O.U.-I.U. = 30 m
- H MAX O.U.-I.U. = 15 m
- H MAX I.U.-I.U. = 10 m


HIGH COMPACTNESS

High compactness and easy installation.





HCKDM 400-530 Z2



HCKDM 600-800 Z3



R32 MULTISPLIT

	kW	4.10	5.30	6.20	7.90
Max number of connectable indoor units		2	2	3	3
					
		HCKDM 400 Z2	HCKDM 530 Z2	HCKDM 600 Z3	HCKDM 800 Z3
	HKEDM 203 ZL	✓	✓	✓	✓
	HKEDM 263 ZL	✓	✓	✓	✓
	HKEDM 353 ZL	✓	✓	✓	✓
	HKEDM 533 ZL	✓	✓	✓	✓

Yields and consumption are measured under the following test conditions:
 heating O.T. 7° C DB, 6° C WB - I.T. 20° C DB; cooling: O.T. 35° C DB, 24° C WB - I.T. 27° C DB, 19° C WB (ISO T1).



R32 MULTISPLIT



HCKDM 400 Z2
HCKDM 530 Z2

HCKDM 600 Z3
HCKDM 800 Z3

A++/A+ (6.15~7.91 kW) | Energy efficiency class in cooling/heating

Extended operating range in heating down to an outdoor temperature of -15° C, and in cooling up to an **outdoor temperature of +52° C**

Maximum flexibility and ease of installation guaranteed by a long length of the refrigerant pipes

Check the maximum gas concentration limits, particularly in residential applications, as required by Standard EN 378:2016.

Model			HCKDM 400 Z2	HCKDM 530 Z2	HCKDM 600 Z3	HCKDM 800 Z3
Type			Outdoor unit DC-Inverter heat pump			
Unità interne collegabili (min - max)		no.	1-2	1-2	1-3	1-3
Nominal data						
Nominal capacity (T=+35°C)	Cooling	kW	4.10 (1.80~4.51)	5.30 (2.00~5.83)	6.20 (2.20~6.71)	7.90 (2.30~8.69)
Nominal absorbed power (T=+35°C)		kW	1.24 (0.20~2.10)	1.64 (0.28~2.30)	1.92 (0.35~2.80)	2.44 (0.56~3.40)
Nominal energy efficiency coefficient		EER ¹	3.31	3.23	3.23	3.23
Nominal capacity (T=+7°C)	Heating	kW	4.50 (2.05~5.28)	5.60 (2.21~6.16)	6.60 (2.39~7.26)	8.20 (2.45~9.02)
Nominal absorbed power (T=+7°C)		kW	1.15 (0.20~2.10)	1.48 (0.28~2.30)	1.78 (0.35~2.80)	2.21 (0.56~3.40)
Nominal energy performance coefficient		COP ¹	3.91	3.78	3.71	3.71
Seasonal data						
Theoretical load (Pdesignc)	Cooling	kW	4.10	5.30	6.20	7.90
Seasonal energy efficiency index		SEER ²	6.20	6.10	6.10	6.20
Seasonal energy efficiency class		626/2011 ³	A++	A++	A++	A++
Annual energy consumption		kWh/y	233	301	354	453
Theoretical load (Pdesignh) @ -10°C	Heating (average weather conditions)	kW	3.70	4.80	5.70	5.60
Seasonal energy efficiency index		SCOP ²	4.10	4.10	4.20	4.10
Seasonal energy efficiency class		626/2011 ³	A+	A+	A+	A+
Annual energy consumption		kWh/y	1256	1639	1900	1875
Electrical data						
Power supply	Ph-V-Hz	1-220~240V-50HZ				
Power cable	Type	3 x 2.5 mm ²	3 x 2.5 mm ²	3 x 4 mm ²	3 x 4 mm ²	
Fili collegamento tra ogni U.I. e U.E.	no.	4	4	4	4	
Nominal absorbed electric current	Cooling	A	5.40	7.10	8.40	10.60
	Heating	A	5.00	6.40	7.70	9.60
Max current	A	12.00	13.00	14.00	16.50	
Max absorbed power	kW	2.76	3.00	3.00	3.80	
Refrigerant circuit data						
Refrigerant ⁴	Type (GWP)	R32 (675)				
Q.ty of refrigerant pre-charge	Kg	1.00	1.03	1.15	1.45	
Tons of CO2 equivalent	t	0.675	0.695	0.776	0.979	
Liquid/gas refrigerant pipe diameter	mm (inches)	2 x 6.35(1/4")	2 x 6.35(1/4")	3 x 6.35(1/4")	3 x 6.35(1/4")	
		2 x 9.52(3/8")	2 x 9.52(3/8")	3 x 9.52(3/8")	3 x 9.52(3/8")	
Total split length	m	40	40	60	60	
Max length of a single refrigerant line	m	25	25	30	30	
Max difference in height U.I./U.E.	m	15	15	15	15	
Max difference in height between I.U.	m	10	10	10	10	
Split length without additional charge	m	15	15	22.5	22.5	
Additional charge	g/m	25	25	25	25	
Product specifications						
Dimensions	LxDxH	mm	785x300x555	785x300x555	900x350x700	900x350x700
Net weight	Kg		30	30	41.5	44.5
Sound power level		dB(A)	65	65	66	67
Sound pressure level		dB(A)	53	54	56	57
Treated air volume		m ³ /h	2600	2600	4100	4100
Operating limits (outdoor temperature)	Cooling	°C	-10~52			
	Heating	°C	-15~24			

The energy efficiency values refer to the following combinations: HCKDM400Z2 + 2xHKEDM263ZL -- HCKDM530Z2 + 2xHKEDM263ZL -- HCKDM600Z3 + 3xHKEDM263ZL -- HCKDM800Z3 + 3xHKEDM263ZL.

1. Value measured according to the harmonised standard EN14511. 2. EU Regulation No. 206/2012 -- Value measured according to the harmonised standard EN14825. 3. EU Delegated Regulation No. 626/2011 on the new energy consumption labelling of air conditioners. 4. Refrigerant leakage contributes to climate change. When released into the atmosphere, refrigerants with a lower global warming potential (GWP) contribute less to global warming than those with a higher GWP. This appliance contains a refrigerant with a GWP of 675. Therefore, if 1 kg of this refrigerant were released into the atmosphere, the impact on global warming would be 675 times higher than 1 kg of CO₂ over a period of 100 years. Under no circumstances should the user attempt to intervene on the refrigerant circuit or disassemble the product. In case of need, always contact qualified personnel.

LUMINA MULTI

MULTISPLIT INDOOR UNITS

Wall HKEDM 203-263-353-533 ZL



-10-52°C in cooling
-15-24°C in heating

Auto restart
8°C function

I-Feel

Model			HKEDM 203 ZL	HKEDM 263 ZL	HKEDM 353 ZL	HKEDM 533 ZL
Type	Wall type indoor unit					
Control (supplied)	Remote control					
Wi-Fi module	Integrated					
Nominal data						
Nominal capacity	Cooling	kW	2.10	2.60	3.50	5.30
Nominal capacity	Heating	kW	2.40	2.90	3.80	5.40
Electrical data						
Power supply	Outdoor unit	Ph-V-Hz	1Ph - 220/240V - 50Hz			
Wiring between I.U. and O.U.		no.	4	4	4	4
Refrigerant circuit data						
Liquid/gas refrigerant pipe diameter		mm (inches)	6.35(1/4") / 9.52(3/8")	6.35(1/4") / 9.52(3/8")	6.35(1/4") / 9.52(3/8")	6.35(1/4") / 12.74(1/2")
Product specifications						
Dimensions	LxDxH	mm	768x201x299	768x201x299	768x201x299	997x222x312
Net weight		Kg	7	7	7.5	11
Sound power level	Hi	dB(A)	57	57	57	58
Sound pressure level	Hi/Mi/Lo	dB(A)	41/38/35	41/38/35	41/38/35	47/39/36
Treated air volume (Hi/Me/Lo)	Max	m³/h	650	650	650	950

EFFECTIVE AGAINST VIRUSES AND BACTERIA



-99.9%

Influenza virus, HFMD, Escherichia coli, Staphylococcus aureus.

SMART MANAGEMENT WITH WIFI



WIFI INCLUDED



HEAT EXCHANGER TREATED WITH ANTI-CORROSION COATING



PCB OF THE OUTDOOR UNIT COOLED BY REFRIGERANT



A photograph of a modern building with multiple curved balconies. Each balcony has a glass railing and is supported by a white concrete structure. The building's facade is light-colored, and the balconies are arranged in a repeating pattern that creates a strong sense of rhythm and depth. The word "COMBINATIONS" is overlaid in large white letters on a semi-transparent dark blue rectangular background in the center of the image.

COMBINATIONS

COMBINATIONS

HCKDM 400 Z2 cooling

Connected indoor units		Combination		Nominal cooling capacity (kW)		Total cooling performance (kW)	Power absorbed (kW)	EER (W/W)	Pdesignc	SEER	Annual consumption (kWh)	Energy class	Bonus Casa*	Conto Termico 2.0*
		Unit A	Unit B	Unit A	Unit B	std	std	std						
1 unit	20	20	-	2.05	-	2.05	0.63	3.23	-	-	-	-	YES	-
	26	26	-	2.55	-	2.55	0.79	3.23	-	-	-	-	YES	-
	35	35	-	3.50	-	3.50	1.08	3.23	-	-	-	-	YES	-
	53	53	-	4.10	-	4.10	1.27	3.23	-	-	-	-	YES	-
2 units	20+20	20	20	2.05	2.05	4.10	1.24	3.31	4.1	6.1	234	A++	YES	-
	20+26	20	26	1.79	2.31	4.10	1.24	3.31	4.1	6.1	232	A++	YES	-
	20+35	20	35	1.51	2.59	4.10	1.24	3.31	4.1	6.1	232	A++	YES	-
	26+26	26	26	2.05	2.05	4.10	1.24	3.31	4.1	6.1	232	A++	YES	-
	26+35	26	35	1.76	2.34	4.10	1.24	3.31	4.1	6.1	232	A++	YES	-

Energy class = EU Delegated Regulation No. 626/2011 on the new labelling indicating the energy consumption of air conditioners.

SEER = EU Regulation No. 206/2012 - - Value measured according to the harmonized standard EN14825. EER = Value measured according to the harmonized standard EN14511

* For Italian market only.

HCKDM 400 Z2 heating

Connected indoor units		Combination		Nominal heating capacity (kW)		Total heating output (kW)	Power absorbed (kW)	COP (W/W)	Pdesignc	SCOP	Annual consumption (kWh)	Energy class	Bonus Casa*	Conto Termico 2.0*
		Unit A	Unit B	Unit A	Unit B	std	std	std						
1 unit	20	20	-	2.15	-	2.15	0.54	4.01	-	-	-	-	YES	YES
	26	26	-	2.65	-	2.65	0.66	4.01	-	-	-	-	YES	YES
	35	35	-	3.50	-	3.50	0.88	4.00	-	-	-	-	YES	YES
	53	53	-	4.80	-	4.80	1.20	4.00	-	-	-	-	YES	YES
2 units	20+20	20	20	2.40	2.40	4.80	1.15	4.17	3.5	4.0	1217	A+	YES	YES
	20+26	20	26	2.10	2.70	4.80	1.15	4.17	3.6	4.0	1243	A+	YES	YES
	20+35	20	35	1.77	3.03	4.80	1.15	4.17	3.6	4.0	1243	A+	YES	YES
	26+26	26	26	2.40	2.40	4.80	1.15	4.17	3.6	4.0	1243	A+	YES	YES
	26+35	26	35	2.06	2.74	4.80	1.15	4.17	3.6	4.0	1243	A+	YES	YES

Energy class = EU Delegated Regulation No. 626/2011 on the new labelling indicating the energy consumption of air conditioners.

SCOP = EU Regulation No. 206/2012 - - Value measured according to the harmonized standard EN14825. COP = Value measured according to the harmonized standard EN14511.

* For Italian market only.

HCKDM 530 Z2 cooling

Connected indoor units		Combination		Nominal cooling capacity (kW)		Total cooling performance (kW)	Power absorbed (kW)	EER (W/W)	Pdesignc	SEER	Annual consumption (kWh)	Energy class	Bonus Casa*	Conto Termico 2.0*
		Unit A	Unit B	Unit A	Unit B	std	std	std						
1 unit	20	20	-	2.05	-	2.05	0.64	3.20	-	-	-	-	NO	-
	26	26	-	2.55	-	2.55	0.80	3.19	-	-	-	-	NO	-
	35	35	-	3.50	-	3.50	1.07	3.27	-	-	-	-	YES	-
	53	53	-	4.10	-	5.30	1.65	3.21	-	-	-	-	NO	-
2 units	20+20	20	20	2.05	2.05	4.10	1.24	3.30	5.00	6.1	259	A++	YES	-
	20+26	20	26	1.79	2.31	4.70	1.46	3.23	5.10	6.1	259	A++	NO	-
	20+35	20	35	1.51	2.59	5.30	1.69	3.14	5.30	6.1	259	A++	NO	-
	26+26	26	26	2.05	2.05	5.30	1.75	3.03	5.30	6.1	300	A++	NO	-
	26+35	26	35	1.76	2.34	5.30	1.83	3.01	5.30	6.1	259	A++	NO	-

Energy class = EU Delegated Regulation No. 626/2011 on the new labelling indicating the energy consumption of air conditioners.

SEER = EU Regulation No. 206/2012 - - Value measured according to the harmonized standard EN14825. EER = Value measured according to the harmonized standard EN14511.

* For Italian market only.

HCKDM 530 Z2 heating

Connected indoor units		Combination		Nominal heating capacity (kW)		Total heating output (kW)	Power absorbed (kW)	COP (W/W)	Pdesignc	SCOP	Annual consumption (kWh)	Energy class	Bonus Casa*	Conto Termico 2.0*
		Unit A	Unit B	Unit A	Unit B	std	std	std						
1 unit	20	20	-	2.15	-	2.15	0.57	3.72	-	-	-	-	NO	YES
	26	26	-	2.65	-	2.65	0.71	3.73	-	-	-	-	NO	YES
	35	35	-	3.50	-	3.50	0.94	3.73	-	-	-	-	YES	YES
	53	53	-	5.40	-	5.40	1.45	3.71	-	-	-	-	NO	YES
2 units	20+20	20	20	2.50	2.50	5.00	1.34	3.72	4.65	4.00	1590	A+	YES	YES
	20+26	20	26	2.32	2.98	5.30	1.43	3.70	4.80	4.00	1656	A+	NO	NO
	20+35	20	35	2.03	3.47	5.50	1.51	3.64	4.80	4.00	1656	A+	NO	NO
	26+26	26	26	2.80	2.80	5.60	1.50	3.73	4.80	4.00	1654	A+	NO	YES
	26+35	26	35	2.40	3.20	5.60	1.51	3.72	4.80	4.00	1656	A+	NO	YES

Energy class = EU Delegated Regulation No. 626/2011 on the new labelling indicating the energy consumption of air conditioners.

SCOP = EU Regulation No. 206/2012 - - Value measured according to the harmonized standard EN14825. COP = Value measured according to the harmonized standard EN14511.

* For Italian market only.

COMBINATIONS

HCKDM 600 Z3 cooling

Connected indoor units		Combination			Nominal cooling capacity (kW)			Total cooling performance (kW)	Power absorbed (kW)	EER (W/W)	Pdesignc	SEER	Annual consumption (kWh)	Energy class	Bonus Casa*	Conto Termico 2.0*
		Unit A	Unit B	Unit C	Unit A	Unit B	Unit C	std	std	std						
1 unit	53	53	-	-	5.30	-	-	5.30	1.65	3.21	-	-	-	-	NO	-
2 units	20+20	20	20	-	2.05	2.05	-	4.10	1.27	3.23	4.0	5.6	265	A+	NO	-
	20+26	20	26	-	2.01	2.59	-	4.60	1.42	3.23	4.8	5.6	299	A+	NO	-
	20+35	20	35	-	1.99	3.41	-	5.40	1.67	3.23	5.2	5.6	341	A+	NO	-
	20+53	20	53	-	1.76	4.54	-	6.30	1.94	3.24	6.2	5.6	397	A+	NO	-
	26+26	26	26	-	2.60	2.60	-	5.20	1.61	3.23	5.3	5.6	341	A+	NO	-
	26+35	26	35	-	2.57	3.43	-	6.00	1.86	3.23	6.0	5.6	387	A+	NO	-
	26+53	26	53	-	2.10	4.20	-	6.30	1.94	3.24	6.2	5.6	397	A+	NO	-
	35+35	35	35	-	3.10	3.10	-	6.20	1.93	3.21	6.2	5.6	387	A+	NO	-
35+53	35	53	-	2.46	3.74	-	6.20	1.93	3.21	6.2	5.6	387	A+	NO	-	
3 units	20+20+20	20	20	20	2.07	2.07	2.07	6.20	1.92	3.23	6.2	6.1	355	A++	YES	-
	20+20+26	20	20	26	1.92	1.92	2.46	6.30	1.94	3.24	6.3	6.1	362	A++	YES	-
	20+20+35	20	20	35	1.70	1.70	2.90	6.30	1.94	3.24	6.3	6.1	362	A++	YES	-
	20+26+26	20	26	26	1.76	2.27	2.27	6.30	1.94	3.24	6.3	6.1	362	A++	YES	-
	20+26+35	20	26	35	1.58	2.03	2.70	6.30	1.94	3.24	6.3	6.1	362	A++	YES	-
	20+35+35	20	35	35	1.42	2.44	2.44	6.30	1.94	3.24	6.3	6.1	362	A++	YES	-
	26+26+26	26	26	26	2.10	2.10	2.10	6.30	1.94	3.24	6.3	6.1	362	A++	YES	-
	26+26+35	26	26	35	1.89	1.89	2.52	6.30	1.94	3.24	6.3	6.1	362	A++	YES	-

Energy class = EU Delegated Regulation No. 626/2011 on the new labelling indicating the energy consumption of air conditioners.

SEER = EU Regulation No. 206/2012 - - Value measured according to the harmonized standard EN14825. EER = Value measured according to the harmonized standard EN14511.

* For Italian market only.

HCKDM 600 Z3 heating

Connected indoor units		Combination			Nominal cooling capacity (kW)			Total heating output (kW)	Power absorbed (kW)	COP (W/W)	Pdesignc	SCOP	Annual consumption (kWh)	Energy class	Bonus Casa*	Conto Termico 2.0*
		Unit A	Unit B	Unit C	Unit A	Unit B	Unit C	std	std	std						
1 unit	53	53	-	-	5.40	-	-	5.40	1.59	3.40	-	-	-	-	NO	NO
2 units	20+20	20	20	-	2.50	2.50	-	5.00	1.39	3.59	4.3	3.8	1485	A	NO	NO
	20+26	20	26	-	2.45	3.15	-	5.60	1.56	3.59	4.5	3.8	1655	A	NO	NO
	20+35	20	35	-	2.14	3.66	-	5.80	1.59	3.64	5.0	3.8	1770	A	NO	NO
	20+53	20	53	-	1.76	4.54	-	6.30	1.75	3.60	5.4	3.9	1832	A	NO	NO
	26+26	26	26	-	3.15	3.15	-	6.30	1.73	3.64	5.0	3.8	1832	A	NO	NO
	26+35	26	35	-	2.70	3.60	-	6.30	1.73	3.64	5.4	3.8	1832	A	NO	NO
	26+53	26	53	-	2.10	4.20	-	6.30	1.75	3.60	5.4	4.0	1832	A+	NO	NO
	35+35	35	35	-	3.15	3.15	-	6.30	1.73	3.64	5.4	4.0	1832	A+	NO	NO
35+53	35	53	-	2.50	3.80	-	6.30	1.73	3.64	5.4	4.0	1832	A+	NO	NO	
3 units	20+20+20	20	20	20	2.20	2.20	2.20	6.60	1.78	3.71	5.7	4.0	1977	A+	YES	YES
	20+20+26	20	20	26	2.02	2.02	2.56	6.60	1.79	3.71	5.6	4.0	1925	A+	YES	YES
	20+20+35	20	20	35	1.78	1.78	3.04	6.60	1.82	3.71	5.7	4.0	1930	A+	YES	YES
	20+26+26	20	26	26	1.84	2.38	2.38	6.60	1.82	3.71	5.7	4.0	1930	A+	YES	YES
	20+26+35	20	26	35	1.65	2.12	2.83	6.60	1.82	3.71	5.7	4.0	1930	A+	YES	YES
	20+35+35	20	35	35	1.49	2.55	2.55	6.60	1.82	3.71	5.7	4.0	1930	A+	YES	YES
	26+26+26	26	26	26	2.20	2.20	2.20	6.60	1.82	3.71	5.7	4.0	1930	A+	YES	YES
	26+26+35	26	26	35	1.98	1.98	2.64	6.60	1.82	3.71	5.7	4.0	1930	A+	YES	YES

Energy class = EU Delegated Regulation No. 626/2011 on the new labelling indicating the energy consumption of air conditioners.

SCOP = EU Regulation No. 206/2012 - - Value measured according to the harmonized standard EN14825. COP = Value measured according to the harmonized standard EN14511.

* For Italian market only.

COMBINATIONS

HCKDM 800 Z3 cooling

Connected indoor units		Combination			Nominal cooling capacity (kW)			Total cooling performance (kW)	Power absorbed (kW)	EER (W/W)	Pdesignc	SEER	Annual consumption (kWh)	Energy class	Bonus Casa*	Conto Termico 2.0*
		Unit A	Unit B	Unit C	Unit A	Unit B	Unit C	std	std	std						
1 unit	53	53	—	—	5.30	—	—	5.30	1.65	3.23	—	—	—	—	NO	-
2 units	20+20	20	20	—	2.05	2.05	—	4.10	1.27	3.23	4.1	6.1	234	A++	NO	-
	20+26	20	26	—	2.01	2.59	—	4.60	1.42	3.23	4.6	6.1	260	A++	NO	-
	20+35	20	35	—	1.99	3.41	—	5.40	1.67	3.23	5.4	6.1	294	A++	NO	-
	20+53	20	53	—	1.79	4.61	—	6.40	1.98	3.23	6.4	6.1	363	A++	NO	-
	26+26	26	26	—	2.65	2.65	—	5.30	1.64	3.23	5.3	6.1	294	A++	NO	-
	26+35	26	35	—	2.70	3.60	—	6.30	1.95	3.23	6.3	6.1	335	A++	NO	-
	26+53	26	53	—	2.25	4.55	—	6.80	2.11	3.23	6.8	6.1	378	A++	NO	-
	35+35	35	35	—	3.20	3.20	—	6.40	1.98	3.23	6.4	6.1	351	A++	NO	-
3 units	20+20+20	20	20	20	2.40	2.40	2.40	7.20	2.24	3.21	7.3	6.1	391	A++	NO	-
	20+20+26	20	20	26	2.25	2.25	2.90	7.40	2.31	3.21	7.4	6.1	397	A++	NO	-
	20+20+35	20	20	35	2.13	2.13	3.64	7.90	2.46	3.21	7.9	6.1	438	A++	NO	-
	20+20+53	20	20	53	1.73	1.73	4.44	7.90	2.45	3.23	7.9	6.1	438	A++	NO	-
	20+26+26	20	26	26	2.22	2.84	2.84	7.90	2.46	3.21	7.9	6.1	425	A++	NO	-
	20+26+35	20	26	35	1.98	2.55	3.37	7.90	2.46	3.21	7.9	6.1	438	A++	NO	-
	20+26+53	20	26	53	1.63	2.10	4.17	7.90	2.45	3.23	7.9	6.1	438	A++	NO	-
	20+35+35	20	35	35	1.78	3.06	3.06	7.90	2.45	3.23	7.9	6.1	438	A++	NO	-
	26+26+26	26	26	26	2.63	2.63	2.63	7.90	2.46	3.21	7.9	6.1	447	A++	YES	-
	26+26+35	26	26	35	2.37	2.37	3.16	7.90	2.46	3.23	7.9	6.1	438	A++	NO	-
	26+35+35	26	35	35	2.16	2.87	2.87	7.90	2.46	3.23	7.9	6.1	438	A++	NO	-
	26+35+53	26	35	53	1.82	2.43	3.65	7.90	2.46	3.23	7.9	6.1	438	A++	NO	-
35+35+35	35	35	35	2.63	2.63	2.63	7.90	2.46	3.23	7.9	6.1	438	A++	NO	-	

Energy class = EU Delegated Regulation No. 626/2011 on the new labelling indicating the energy consumption of air conditioners.

SEER = EU Regulation No. 206/2012 -- Value measured according to the harmonized standard EN14825. EER = Value measured according to the harmonized standard EN14511.

* For Italian market only.

HCKDM 800 Z3 heating

Connected indoor units		Combination			Nominal heating capacity (kW)			Total heating output (kW)	Power absorbed (kW)	COP (W/W)	Pdesignc	SCOP	Annual consumption (kWh)	Energy class	Bonus Casa*	Conto Termico 2.0*
		Unit A	Unit B	Unit C	Unit A	Unit B	Unit C	std	std	std						
1 unit	53	53	—	—	5.40	—	—	5.40	1.54	3.50	—	—	—	—	NO	NO
2 units	20+20	20	20	—	2.50	2.50	—	5.00	1.41	3.55	4.9	3.8	1873	A	NO	NO
	20+26	20	26	—	2.45	3.15	—	5.60	1.58	3.55	5.8	3.8	2106	A	NO	NO
	20+35	20	35	—	2.17	3.73	—	5.90	1.64	3.61	6.0	3.8	2106	A	NO	NO
	20+53	20	53	—	1.96	5.04	—	7.00	1.94	3.61	6.0	3.8	2106	A	NO	NO
	26+26	26	26	—	2.95	2.95	—	5.90	1.64	3.61	6.0	3.8	2106	A	NO	NO
	26+35	26	35	—	2.70	3.60	—	6.30	1.75	3.61	6.0	3.8	2106	A	NO	NO
	26+53	26	53	—	2.45	4.55	—	7.00	1.94	3.61	6.0	3.8	2292	A	NO	NO
	35+35	35	35	—	3.25	3.25	—	6.50	1.75	3.61	6.0	3.8	2292	A	NO	NO
3 units	20+20+20	20	20	20	2.27	2.27	2.27	6.80	1.88	3.61	6.9	4.0	2373	A+	NO	NO
	20+20+26	20	20	26	2.13	2.13	2.74	7.00	1.94	3.61	6.9	4.0	2373	A+	NO	NO
	20+20+35	20	20	35	2.11	2.11	3.62	7.85	2.17	3.61	6.9	4.0	2373	A+	NO	NO
	20+20+53	20	20	53	1.82	1.82	4.66	8.30	2.29	3.63	6.9	4.0	2373	A+	NO	NO
	20+26+26	20	26	26	2.19	2.83	2.83	7.85	2.17	3.61	6.9	4.0	2373	A+	NO	NO
	20+26+35	20	26	35	2.06	2.63	3.51	8.20	2.27	3.61	6.9	4.0	2373	A+	NO	NO
	20+26+53	20	26	53	1.72	2.19	4.39	8.30	2.29	3.62	6.9	4.0	2373	A+	NO	NO
	20+35+35	20	35	35	1.88	3.21	3.21	8.30	2.30	3.61	6.9	4.0	2373	A+	NO	NO
	26+26+26	26	26	26	2.73	2.73	2.73	8.20	2.20	3.73	6.9	4.0	2393	A+	YES	YES
	26+26+35	26	26	35	2.49	2.49	3.32	8.30	2.29	3.61	6.9	4.0	2373	A+	NO	NO
	26+35+35	26	35	35	2.26	3.02	3.02	8.30	2.27	3.63	6.9	4.0	2373	A+	NO	NO
	26+35+53	26	35	53	1.92	2.55	3.83	8.30	2.27	3.63	6.9	4.0	2373	A+	NO	NO
35+35+35	35	35	35	2.77	2.77	2.77	8.30	2.27	3.63	6.9	4.0	2373	A+	NO	NO	

Energy class = EU Delegated Regulation No. 626/2011 on the new labelling indicating the energy consumption of air conditioners.

SCOP = EU Regulation No. 206/2012 -- Value measured according to the harmonized standard EN14825. COP = Value measured according to the harmonized standard EN14511.

* For Italian market only.







KK

HEATING



HEATING, THE RANGE THAT MEETS EVERY NEED

The careful process of product selection and system design is developed in Italy and then, thanks to continuous technological research, is implemented in an exclusive range, a point of reference on the hydronic pump market.

HEATING selects and collects excellent products for heating, air conditioning and DHW production in residential and commercial settings.

50 KŪKI MIZU MONOBLOCCO R32
Air-to-water heat pump

54 HOT WATER
Heat pump water heater

KŪKI MIZU

AIR-WATER HEAT PUMP MONOBLOC R32

- **5 capacities:**
6-9-12-18-22 kW
- Colour **Touch Screen Wired Control** included as standard



- Automatic management of the heating flow temperature via climate curve



SMART GRID

Reading the trend of the electricity grid, energy savings guaranteed



Control via Wi-Fi app



KŪKI MIZU MONOBLOC R32



A+++

Energy class in heating mode with **35°C** flow water temperature.

A++

Energy class in heating mode with **55°C** flow water temperature.



EFFICIENCY AND PERFORMANCE ALL YEAR ROUND

Heating performance guaranteed down to -25°C outdoor temperature. The Kūki Mizu heat pump can be installed in any climate zone, even in those with the most severe conditions. In summer, cooling is provided up to 45°C outdoor temperature.

-25°/+45°C

Outdoor temperature in heating

-10°/+45°C

Outdoor temperature in cooling

-25°/+45°C

Outdoor temperature in DHW production

20~60°C

Water temperature in heating

7~25°C

Water temperature in cooling

KŪKI MIZU MONOBLOC R32



ENERGY CLASS

A+++

In heating mode with **35°C** flow water temperature.

ENERGY CLASS

A++

In heating mode with **55°C** flow water temperature.

1-Phase 6.60-9.15-12.20 kW
HCWNBS 600-900-1200 Z

Model				HCWNBS 600 Z	HCWNBS 900 Z	HCWNBS 1200 Z
Heating	Rated power	A7//W35	kW	6.60	9.15	12.20
	Power consumption		kW	1.42	2.15	2.94
	Coefficient of performance		COP	4.65	4.26	4.15
	Rated power	A7//W55	kW	5.33	7.75	10.24
	Power consumption		kW	1.71	2.83	3.45
	Coefficient of performance		COP	3.12	2.74	2.97
Cooling	Rated power	A35//W18	kW	6.25	8.99	11.00
	Power consumption		kW	1.54	2.41	3.08
	Energy efficiency		EER	4.06	3.73	3.57
	Rated power	A35//W7	kW	5.16	6.86	9.44
	Power consumption		kW	1.88	2.58	3.48
	Energy efficiency		EER	2.74	2.66	2.71
Seasonal heating data	Theoretical load (Pdesignh) @ -10°C	35/55	kW	5.10/5.10	5.90/6.00	8.10/7.50
	Seasonal energy efficiency (ηs)		%	178.8/128.6	177.6/130.5	181.1/131.0
	Seasonal energy efficiency index		SCOP	4.55/3.29	4.51/3.34	4.60/3.35
	Energy efficiency class		-	A+++/A++	A+++/A++	A+++/A++
	Annual energy consumption		kWh/y	2296/3203	2684/3724	3620/4592
Operating limits	Outdoor air temperature	Heating	°C	-25~45		
		Cooling		-10~45		
		DHW		-25~45		
	Delivery water temperature	Heating	°C	20~60		
Cooling		7~25				
Refrigerant circuit data	Refrigerant ¹	type (GWP)		R32 (675)		
	Quantity (tons CO2)	kg (t)		1.40 (0.94)		2.10 (1.42)
	Control system	Electronic expansion valve				
Hydraulic data	Heat exchanger	Type		Plate-welded, brazed Stainless Steel		
		Water flow rate	m³/h	1.1	1.5	1.9
		Pressure drops	kPa	22	40	50
	Circulation pump	Included				
	Water connections	Type		Threaded		
		Dimension	Inches	1" (DN25)		
	Operating pressure Min/Max	bar		0.5/3.0		
	Expansion vessel	Volume	L	5		
Electrical data	Power supply	Ph/V/Hz		1ph-230V-50Hz		
	Maximum current	A		12.00	15.00	17.00
	Power cable (recommended)	type		3x2.5 mm²		
Product specifications	Fan	Type	q.ty	DC Inverter x 1		
		Air flow rate	m³/h	-	-	-
	Sound power level	dB(A)		60	63	64
	Sound pressure level	dB(A)		46	48	49
	Dimensions	LxDxH	mm	1115x415x900		
	Weight	Net	kg	80	82	125
Control (supplied)	Wired control					

The above data refers to the following standards: EN 14511:2018; EN 14825:2019; EN50564:2011; EN12102-1:2018; EN12102-2:2019; (EU)No:811:2013; (EU)No:813:2013; OJ 2014/C 207/02:2014.

1. Refrigerant leakage contributes to climate change. Refrigerants with a lower global warming potential (GWP) contribute less to global warming when released into the atmosphere than those with a higher GWP. This appliance contains a refrigerant with a GWP of 675. Therefore, if 1 kg of this refrigerant were released into the atmosphere, the impact on global warming would be 675 times greater than 1 kg of CO2, over a period of 100 years. Under no circumstances should the user attempt to intervene on the refrigerant circuit or disassemble the product.

In case of need, always contact qualified personnel.

KŪKI MIZU MONOBLOC R32



3-Phase 19.10-23.00 kW
HCWSBS 1800-2200 Z

ENERGY CLASS

A+++

In heating mode with **35°C** flow water temperature.

ENERGY CLASS

A++

In heating mode with **55°C** flow water temperature.

Model				HCWSBS 1800 Z		HCWSBS 2200 Z	
Heating	Rated power	A7//W35	kW	19.10		23.00	
	Power consumption		kW	4.44		5.00	
	Coefficient of performance		COP	4.30		4.60	
	Rated power	A7//W55	kW	14.73		18.31	
	Power consumption		kW	4.70		5.87	
	Coefficient of performance		COP	3.13		3.12	
Cooling	Rated power	A35//W18	kW	17.82		21.00	
	Power consumption		kW	4.92		5.66	
	Energy efficiency		EER	3.62		3.71	
	Rated power	A35//W7	kW	14.95		16.50	
	Power consumption		kW	5.20		5.70	
	Energy efficiency		EER	2.88		2.89	
Seasonal heating data	Theoretical load (Pdesignh) @ -10°C	35/55	kW	11.30/10.50		12.00/12.00	
	Seasonal energy efficiency (ηs)		%	179.7/132.5		183.2/125.2	
	Seasonal energy efficiency index		SCOP	4.57/3.39		4.66/3.21	
	Energy efficiency class		-	A+++/A++		A+++/A++	
	Annual energy consumption		kWh/y	5102/6430		6820/8320	
Operating limits	Outdoor air temperature	Heating	°C	-25~45			
		Cooling		-10~45			
		DHW		-25~45			
	Delivery water temperature	Heating	°C	20~60			
Cooling		7~25					
Refrigerant circuit data	Refrigerant ¹	type (GWP)		R32 (675)			
	Quantity (tons CO2)	kg (t)		3.00 (2.03)			
	Control system	Electronic expansion valve					
	Compressor	Rotary - DC Inverter					
Hydraulic data	Heat exchanger	Type	Plate-welded, brazed Stainless Steel				
		Water flow rate	m³/h	3.1		4.0	
		Pressure drops	kPa	60		40	
	Circulation pump	Included					
	Water connections	Type	Threaded				
		Dimension	Inches	1-1/4" (DN32)			
	Operating pressure Min/Max	bar		0.5/3.0			
Expansion vessel	Volume	L	5				
Electrical data	Power supply	Ph/V/Hz		3ph-400V-50Hz			
	Maximum current	A		9.40		12.00	
	Power cable (recommended)	type		5x2.5 mm²			
Product specifications	Fan	Type	q.ty	DC Inverter x 1			
		Air flow rate	m³/h	-		-	
	Sound power level	dB(A)		67		73	
	Sound pressure level	dB(A)		52		58	
	Dimensions	LxDxH	mm	1115x415x1320			
	Weight	Net	kg	175		180	
	Control (supplied)	Wired control					

The above data refers to the following standards: EN 14511:2018; EN 14825:2019; EN50564:2011; EN12102-1:2018; EN12102-2:2019; (EU)No:811:2013; (EU)No:813:2013; OJ 2014/C 207/02:2014.

1. Refrigerant leakage contributes to climate change. Refrigerants with a lower global warming potential (GWP) contribute less to global warming when released into the atmosphere than those with a higher GWP. This appliance contains a refrigerant with a GWP of 675. Therefore, if 1 kg of this refrigerant were released into the atmosphere, the impact on global warming would be 675 times greater than 1 kg of CO2, over a period of 100 years. Under no circumstances should the user attempt to intervene on the refrigerant circuit or disassemble the product.

In case of need, always contact qualified personnel.

HOT WATER

HWMB5 1080-1100 J

Heat pump water heater monobloc 80 and 100 liters series "Ducted kitchen"



Monobloc heat pump water heater, designed to be installed inside the kitchen column unit

R290 | Refrigerant gas

65° C | Water temperature with compressor only

Anti-legionella cycle

Stainless steel tank

Titanium Anode

Removable upper body with horizontal extraction, to facilitate maintenance and installation operations in narrow spaces
ErP Ready

PERFORMANCE & INCENTIVES

Model	LOAD	ENERGY CLASS	COP According EN 16147	ECO BONUS*	BONUS CASA*	CONTTO TERMICO 2.0*
HWMB5 1080 J	80 L	A+	2.93	✓	✓	✓
HWMB5 1100 J	100 L	A+	3.03	✓	✓	✓


* For Italian market only.

Model		HWMB5 1080 J	HWMB5 1100 J
Tank volume	L	80	110
Nominal thermal power ¹	W	1000	1000
Nominal power consumption ¹	W	210	210
Nominal COP ¹	W/W	4,76	4,76
Nominal DHW production capacity ¹	L/h	20,00	20,00
COPDHW ²	W/W	2,93	3,03
Test cycle profile ²	-	M	M
Hot water volume at 40°C ²	L	114	140
Energy efficiency (η wh) ³	%	123,1	128,6
Energy efficiency class ³	-	A+	A+
IP protection rating	-	IPX1	IPX1
Hot water temperature regulation range	°C	35~65	35~65
Maximum hot water temperature compressor only	°C	65	65
Electrical data	Power supply	Ph-V-Hz	1-220~240V-50Hz
	Integrative electrical resistance	W	1500
	Maximum current (including resistance)	A	8,30
Refrigerant circuit data	Refrigerant ⁴	Type (GWP)	R290 (0,02)
	Quantity	g	140
	Compressor	type	Rotary ON/OFF
Hydraulic data	Tank material	-	Stainless Steel 304
	DHW connections	inches	G1/2" (DN15)
	Solar coil connections	inches	-
	Maximum operating pressure	bar	10
Air ducts	Air flow rate (with ducts)	m ³ /h	280
	Fan's static pressure	Pa	60
	Internal diameter	mm	125
	Maximum length	m	8
Product specifications	Working range (compressor only)	°C	-5~+43
	Anode type	-	Titanium electrode
	Sound power level	dB(A)	45
	Dimensions (D x H)	mm	ø520x1160
Controls	Net weight	kg	48
	On-board machine control	-	Included
	WiFi module	-	Integrated

1. Conditions: intake air 20° C DB (15° C WB), water inlet 15° C / outlet 55° C. 2. Test according to EN16147; air 7° C, water inlet 10° C.

3. Directive 2009/125/EC - ERP EU No. 814/2013 (SGS-CSTC certification for all models). 4. Refrigerant leakage contributes to climate change. When released into the atmosphere, refrigerants with a lower global warming potential (GWP) contribute less to global warming than those with a higher GWP. This appliance contains a refrigerant with a GWP of 1430. If 1 kg of this refrigerant were released into the atmosphere, the impact on global warming would be 1430 times greater than 1 kg of CO₂, over a period of 100 years. Under no circumstances should the user attempt to intervene on the refrigerant circuit or disassemble the product. In case of need, always contact qualified personnel.

HEATING



HORIZONTALLY REMOVABLE UPPER HEAT PUMP BODY

Easier maintenance and less space required for installation.



COMFORT AT HOME

Designed to be installed in the kitchen, like a traditional boiler, the “Ducted Kitchen” series fits comfortably inside the kitchen column, with air expelled outside.

SAFETY

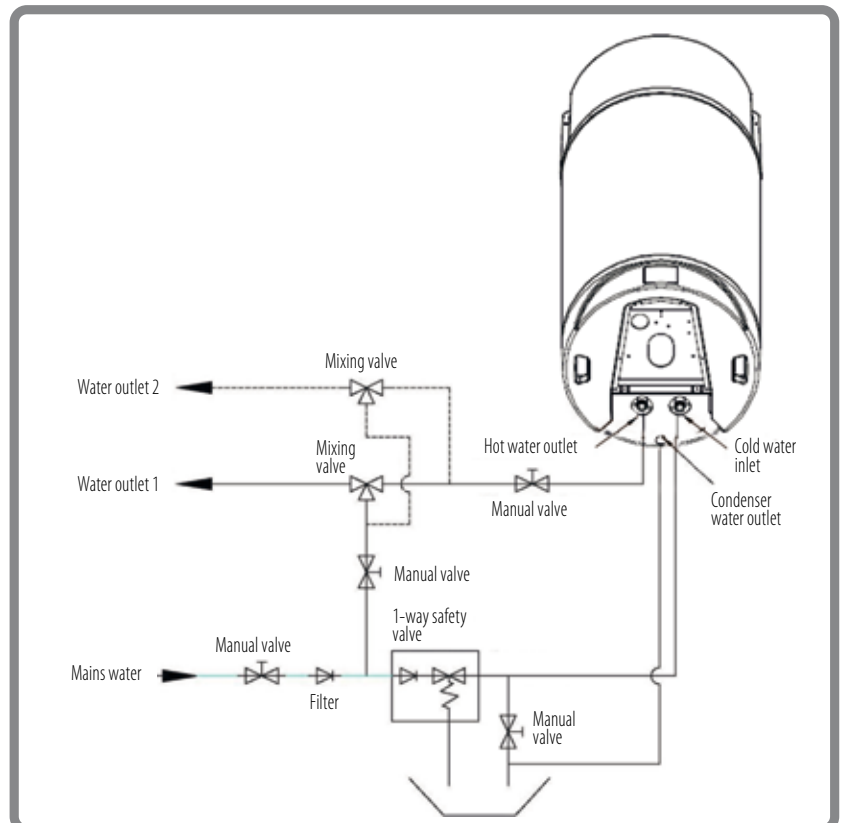
The titanium anode provides corrosion protection without the need for regular replacement like magnesium anode.

Anti-legionella system: the danger of legionella bacteria is averted thanks to periodic cycles that raise the temperature of the water inside the tank above 70° C.

INSTALLATION WARNINGS

1. It is mandatory to install a safety and non-return valve on the cold water inlet. Failure to do so may seriously damage the equipment. Use a valve with a 0.7 MPa setting. For the installation location, refer to the piping connection diagram.
2. The safety valve discharge pipe must be vertical and must not be placed in an environment at risk of freezing.
3. Water must be able to drip freely from the tube and its end must be left free.
4. The safety valve must be tested regularly to ensure it is working properly and to remove any limescale that may be blocking it.
5. Installation must be carried out in strict compliance with current regulations (R290).

HYDRAULIC CONNECTION DIAGRAM



HOT WATER

HWMB5 2211 A | HWMB5 2311 A | HWMB5 2411 A

Monobloc heat pump water heater
200/300/400 litres “Ducted” series



Monobloc floor-standing heat pump water heater

R134A | Refrigerant gas

InoxStainless steel tank

60° C | Hot water with compressor only

Improved **Titanium Anode** electronic management

Anti-legionella cycle | Customizable for different needs or excludable

Innovative soft touch control panel for easy commissioning, use and maintenance

ErP Ready

No integrazione solare termico



PERFORMANCE & INCENTIVES

MODEL	LOAD	ENERGY CLASS	COP According to EN 16147	ECO BONUS*	BONUS CASA*	CONTO TERMICO 2.0*
HWMB5 2211 A	200 L	A	2.64	✓	✓	✓
HWMB5 2311 A	300 L	A	2.69	✓	✓	✓
HWMB5 2411 A	400 L	A	2.81	✓	✓	✓

* For Italian market only.

Model		HWMB5 2211 A	HWMB5 2311 A	HWMB5 2411 A
Tank volume	L	200	300	400
Solar integration coil (Stainless Steel)	m ²	not present	not present	not present
Nominal thermal power ¹	W	2020	2020	2020
Nominal power consumption ¹	W	486	486	486
Nominal COP ¹	W/W	4.16	4.16	4.16
Nominal DHW production capacity ¹	L/h	43.2	43.2	45
COPDHW ²	W/W	2.64	2.69	2.81
Test cycle profile ²	-	L	XL	XL
Hot water volume at 40°C ²	L	251	380	439
Energy efficiency (η wh) ³	%	110	111	114
Energy efficiency class ³	-	A	A	A
IP protection rating	-	IPX1	IPX1	IPX1
Hot water temperature regulation range	°C	10~70 (50 default)	10~70 (50 default)	10~70 (50 default)
Maximum hot water temperature compressor only	°C	60	60	60
Electrical data	Power supply	Ph-V-Hz	1-220~240V-50Hz	
	Integrative electrical resistance	W	1500	
	Maximum current (including resistance)	A	10.00	
Refrigerant circuit data	Refrigerant ⁴	type (GWP)	R134a (1430)	R134a (1430)
	Quantity	kg	0.80	0.80
	Tonnellate di CO2 equivalenti	t	1.144	1.144
	Compressor	type	Rotary ON/OFF	
Hydraulic data	Tank material	-	Stainless Steel 304	
	DHW connections	inches	G1" (DN25)	G1" (DN25)
	Solar coil connections	inches	-	-
	Maximum operating pressure	bar	10	10
Air ducts	Air flow rate (with ducts)	m ³ /h	400	450
	Fan's static pressure	Pa	60	60
	Internal diameter	mm	180	180
	Maximum length	m	6	6
Product specifications	Work field	°C	-5~+43	
	Anode type	-	Titanium electrode with alarm LED	
	Sound power level	dB(A)	55	56
	Dimensions (Diam. x H)	mm	ø560x1745	ø640x1840
	Net weight	kg	90	100
Controls	On-board machine control	-	Included	
	WiFi module	-	Integrated	

1. Conditions: intake air 20°C DB (15°C WB), water inlet 15°C / outlet 55°C. 2. Test according to EN16147; air 15°C, water inlet 10°C.

3. Directive 2009/125/EC - ERP EU n. 814/2013 (TUV Sud certification for all models). 4. Refrigerant leakage contributes to climate change. If released into the atmosphere, refrigerants with a lower global warming potential (GWP) contribute less to global warming than those with a higher GWP. This appliance contains a refrigerant with a GWP of 1430. Therefore, if 1 kg of this refrigerant were released into the atmosphere, the impact on global warming would be 1430 times higher than 1 kg of CO₂, over a period of 100 years. Under no circumstances should the user attempt to intervene on the refrigerant circuit or disassemble the product. If necessary, always contact qualified personnel.

HEATING

COMFORT AT HOME

Programming to take advantage of any advantageous time slots on the electricity rate and have hot water available when needed.

Two operating modes: maximum savings with the use of the compressor alone or maximum speed with the simultaneous use of the heat pump and integrated electric resistance, to produce large quantities of DHW in short times.

INSTALLATION WARNINGS

1. It is mandatory to install a safety and non-return valve on the cold water inlet. Failure to do so may seriously damage the equipment. Use a valve with a 0.7 MPa setting. For the installation location, refer to the piping connection diagram.
2. The safety valve discharge pipe must be vertical and must not be placed in an environment at risk of freezing.
3. Water must be able to drip freely from the tube and its end must be left free.
4. The safety valve must be tested regularly to verify its functioning and to remove any limescale that may block it.

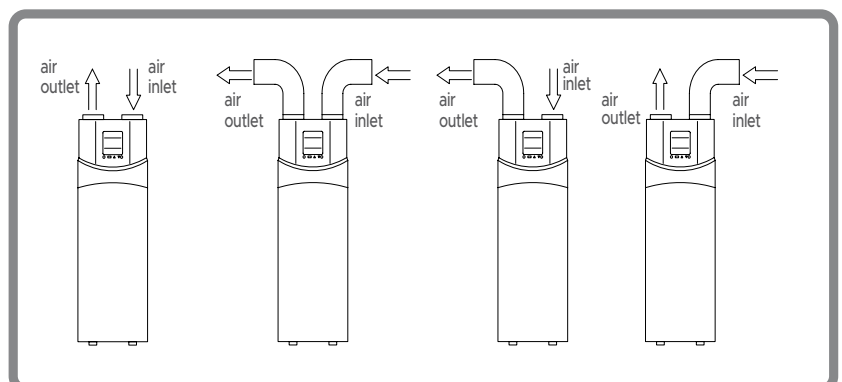
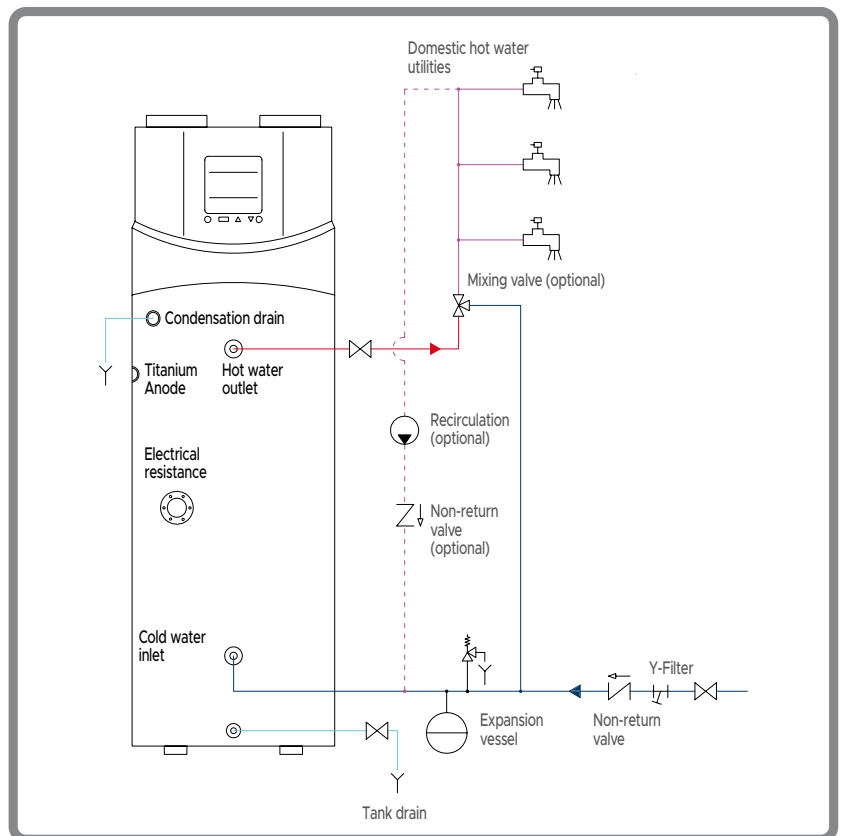
SAFETY

Since the heat exchanger is outside the tank, no contamination between water and refrigerant is possible.

Anti-legionella system: the danger of legionella bacteria is averted thanks to periodic cycles that raise the temperature of the water inside the tank above 65° C.

The titanium anode protects the tank from the corrosive action of water in an inexhaustible way: it guarantees greater reliability and lower maintenance costs compared to a solution with a magnesium anode.

HYDRAULIC CONNECTION DIAGRAM



HOT WATER

HWMB5 2211 HEA | HWMB5 2311 HEA

HWMB5 2411 HEA | HWMB5 4411 HEA

Monobloc heat pump water heater
200/300/400 litres "Ducted" series



Possibility of solar thermal integration



Floor standing water heater with the possibility of integration with solar thermal energy
R134A | Refrigerant gas
Stainless steel tank

60° C | Hot water with compressor only
Improved **Titanium Anode** electronic management
Anti-legionella cycle | Customizable for different needs or excludable

Innovative soft touch control panel for easy commissioning, use and maintenance
ErP Ready

PERFORMANCE & INCENTIVES

MODEL	LOAD	ENERGY CLASS	COP According to EN 16147	ECO BONUS*	BONUS CASA*	CONTO TERMICO 2.0*
HWMB5 2211 HEA	200 L	A	2.61	✓	✓	✓
HWMB5 2311 HEA	300 L	A	2.68	✓	✓	✓
HWMB5 2411 HEA	400 L	A	2.61	✓	✓	✓
HWMB5 4411 HEA	400 L	A	2.62	✓	✓	✓

* For Italian market only.

Model		HWMB5 2211 HEA	HWMB5 2311 HEA	HWMB5 2411 HEA	HWMB5 4411 HEA	
Tank volume	L	200	300	400	400	
Solar integration coil (Stainless Steel)	m ²	1.00	1.00	1.00	1.00	
Nominal thermal power ¹	W	2040	2040	2060	3285	
Nominal power consumption ¹	W	465	460	477	895	
Nominal COP ¹	W/W	4.39	4.43	4.32	3.67	
Nominal DHW production capacity ¹	L/h	43.50	43.50	45.00	70.50	
COPDHW ²	W/W	2.61	2.68	2.61	2.62	
Test cycle profile ²	-	L	XL	XL	XL	
Hot water volume at 40° ²	L	250	390	434	434	
Energy efficiency (η wh) ³	%	106	110	108	108	
Energy efficiency class ³	-	A	A	A	A	
IP protection rating	-	IPX1	IPX1	IPX1	IPX1	
Hot water temperature regulation range	°C	10~70 (50 default)	10~70 (50 default)	10~70 (50 default)	10~70 (50 default)	
Maximum hot water temperature compressor only	°C	60	60	60	60	
Electrical data	Power supply	Ph-V-Hz 1-220~240V-50Hz				
	Integrative electrical resistance	W 1500				
	Maximum current (including resistance)	A	10.00	10.00	10.00	13.00
Refrigerant circuit data	Refrigerant ⁴	Type (GWP)	R134a (1430)	R134a (1430)	R134a (1430)	R134a (1430)
	Quantity	kg	1.0	1.0	1.0	0.9
	Tonnellate di CO2 equivalenti	t	1.430	1.430	1.430	1.287
	Compressor	type	Rotary ON/OFF			
Hydraulic data	Tank material	Stainless Steel 304				
	DHW connections	inches	G1" (DN25)	G1" (DN25)	G1" (DN25)	G1" (DN25)
	Solar coil connections	inches	G3/4" (DN20)	G3/4" (DN20)	G3/4" (DN20)	G3/4" (DN20)
	Maximum operating pressure	bar	10	10	10	10
Air ducts	Air flow rate (with ducts)	m ³ /h	400	400	450	800
	Fan's static pressure	Pa	60	60	60	60
	Internal diameter	mm	180	180	180	180
	Maximum length	m	6	6	6	6
Product specifications	Work field	°C -5~+43				
	Anode type	Titanium electrode with alarm LED				
	Sound power level	dB(A)	58.2	58.2	58.0	59.2
	Dimensions (Diam. x H)	mm	Ø560x1745	Ø640x1840	Ø700x1880	Ø700x1880
	Net weight	kg	95	105	115	118
Controls	On-board machine control	Included				
	WiFi module	Integrated				

1. Conditions: intake air 20° C DB (15° C WB), water inlet 15° C / outlet 55° C. 2. Test according to EN16147; air 7° C, water inlet 10° C. 1.

3. Directive 2009/125/EC - ERP EU n. 814/2013 (TUV Sud certification for all models). 4. Refrigerant leakage contributes to climate change. If released into the atmosphere, refrigerants with a lower global warming potential (GWP) contribute less to global warming than those with a higher GWP. This appliance contains a refrigerant with a GWP of 1430. Therefore, if 1 kg of this refrigerant were released into the atmosphere, the impact on global warming would be 1430 times higher than 1 kg of CO₂, over a period of 100 years. Under no circumstances should the user attempt to intervene on the refrigerant circuit or disassemble the product. If necessary, always contact qualified personnel.

HEATING

COMFORT AT HOME

Programming to take advantage of any advantageous time slots on the electricity rate and have hot water available when needed.

Two operating modes: maximum savings with the use of the compressor alone or maximum speed with the simultaneous use of the heat pump and integrated electric resistance, to produce large quantities of DHW in short times.

INSTALLATION WARNINGS

1. It is mandatory to install a safety and non-return valve on the cold water inlet. Failure to do so may seriously damage the equipment. Use a valve with a 0.7 MPa setting. For the installation location, refer to the piping connection diagram.
2. The safety valve discharge pipe must be vertical and must not be placed in an environment at risk of freezing.
3. Water must be able to drip freely from the tube and its end must be left free.
4. The safety valve must be tested regularly to verify its functioning and to remove any limescale that may block it.

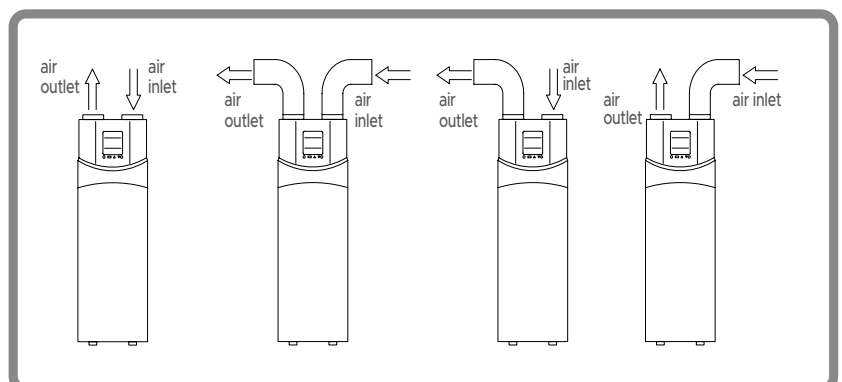
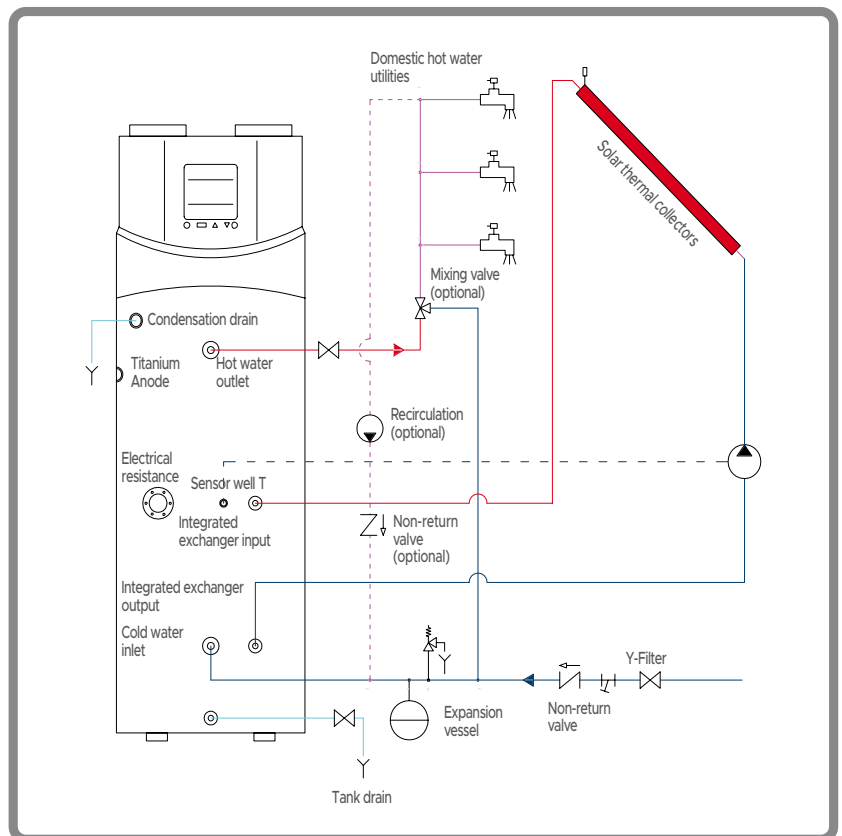
SAFETY

Since the heat exchanger is outside the tank, no contamination between water and refrigerant is possible.

Anti-legionella system: the danger of legionella bacteria is averted thanks to periodic cycles that raise the temperature of the water inside the tank above 65° C.

The titanium anode protects the tank from the corrosive action of water in an inexhaustible way: it guarantees greater reliability and lower maintenance costs compared to a solution with a magnesium anode.

HYDRAULIC CONNECTION DIAGRAM



Song
Artist



KK

CONTROLS



Good Morning!



50°F

0:00

Mostly cloudy

CONTROLS

62 R32 Individual Standard Controls

63 Appendix

Your schedule

8:00 AM - Morning Wake

8:00 AM - Good Morning

9:00 AM - Work

10:00 AM - Lunch with Family

2:00 PM - Work

5:00 PM - Dinner



R32 INDIVIDUAL STANDARD CONTROLS



**R32
LUMINA**

- On/off.
- Modes: cooling, heating, dehumidification, automatic, ventilation.
- I-Feel: temperature sensor on the remote control.
- Timer on/off.
- Adjustable fan speed: low-medium-high-turbo-automatic.
- Vertical and horizontal swinging of the air outlet flaps.

- ECO mode.
- Sleep.
- Silence.
- Display: Turn the bright display on/off.
- Light: enable/disable display based on ambient brightness.
- iClean: self-cleaning of dust on the heat exchanger, drying of condensation.
- Child Lock.
- 8°C heating.



**R32
AIKO**

- On/off.
- Modes: cooling, heating, dehumidification, automatic, ventilation.
- SOFT: in cooling mode, the micro-perforated flap closes, avoiding a direct jet of cold air on people.
- I-Feel: temperature sensor on the remote control.
- Timer on/off.
- Adjustable fan speed: silent-low-medium low-medium-medium high-high-turbo-automatic.

- Vertical and horizontal swinging of the air outlet flaps.
- ECO mode.
- Sleep.
- Silence.
- Display: Turn the bright display on/off.
- iClean: self-cleaning of dust on the heat exchanger, drying of condensation.
- Child Lock.
- 8°C heating.



**R32
AIKO-S**

- 4D Air Flow
- Health (UVC): air purification through ultraviolet radiation.
- On/off.
- Modes: cooling, heating, dehumidification, automatic, ventilation.
- SOFT: in cooling mode, the micro-perforated flap closes, avoiding a direct jet of cold air on people.
- I-Feel: temperature sensor on the remote control.
- Timer on/off.
- Adjustable fan speed: silent-low-

- medium low-medium-medium high-high-turbo-automatic.
- Vertical and horizontal swinging of the air outlet flaps.
- ECO mode.
- Sleep.
- Silence.
- Display: Turn the bright display on/off.
- iClean: self-cleaning of dust on the heat exchanger, drying of condensation.
- Child Lock.
- 8°C heating.



**R32
Compact Cassette, Slim
Cassette, Console, Floor/
Ceiling**

- On/Off.
- Modes: cooling, heating, dehumidification, ventilation, automatic.
- Fan speed: low, medium, high, automatic.
- Swing: Adjusts the position of the air outlet flaps.
- Turbo.
- Silence.
- Timer on/off.
- Sleep.
- I-Feel.
- I-Clean.

R32 INDIVIDUAL STANDARD CONTROLS



R32
ducted medium static
pressure

- On/Off.
- Modes: cooling, heating, dehumidification, ventilation, automatic.
- Fan speed: low-medium-high.
- Timer on/off.
- Turbo.
- Sleep.
- Silence.
- ECO.
- Child Lock



R32
wall type
LUMINA MULTI

- On/off.
- Modes: cooling, heating, dehumidification, automatic, ventilation.
- I-Feel: temperature sensor on the remote control.
- Timer on/off.
- Adjustable fan speed: low-medium-high-turbo-automatic.
- Vertical and horizontal swinging of the air outlet flaps.
- ECO mode.
- Sleep.
- Silence.
- Display: Turn the bright display on/off.
- Light: Turns display on/off based on ambient brightness.
- iClean: self-cleaning of dust on the heat exchanger, drying of condensation.
- Child Lock.
- 8°C heating.

APPENDIX

Control Functions Detail

Sleep: the unit regulates the room temperature to achieve maximum comfort along with energy saving. The unit automatically exits this mode in case of 10 hours of continuous operation.

Turbo: the unit operates at maximum speed to quickly reach the desired cooling or heating temperature.

Display: turn on/off the unit's display.

Silence mode: attenuation of the compressor frequency with consequent reduction of noise emissions.

Heating Function 8°C: prevents the room temperature from falling below 8° C.

I-Feel Function: adjusts the room temperature according to that detected by the remote control to obtain maximum comfort.

Eco Function: the system will modulate the operating frequency, creating the right compromise between performance and energy saving.

iClean: self-cleaning of dust on the heat exchanger and drying of condensation to prevent the formation of mold and bacteria.

Swing: positioning of motorized flaps.

Soft Function: in cooling mode, the micro-perforated flap closes, avoiding a direct jet of cold air on people.

Health Function (UVC): purification of supply air by germicidal ultraviolet radiation.

Light: automatically activate/deactivate display based on ambient brightness.

4D Air Flow: the flaps move automatically in all directions, distributing the supplied air evenly and ensuring maximum comfort.

Timer on/off: on or off timer, settable with a time range from 0.5 to 24 hours.



Due to the continuous technological evolution of the products, we reserve the right to change the technical specifications at any time and without prior notice. The products depicted are only examples of the application types.



HOKKAIDO is a brand of TERMAL SALES

TERMAL SALES S.r.l.

Via della Salute 14 Tel. +39 051 4133 111
40132 Bologna Italy www.hokkaido.it